



Main

Range of product	OsiSense XS
Series name	Application
Sensor type	Inductive proximity sensor
Device application	Rotation monitoring
Sensor name	XS9
Sensor design	Flat form 26 x 26 x 13
Size	13 mm
Body type	Fixed
Detector flush mounting acceptance	Flush mountable
Material	Plastic
Enclosure material	PBT
Type of output signal	Discrete
Wiring technique	3-wire
[Sn] nominal sensing distance	10 mm
Discrete output function	1 NC
Output circuit type	DC
Discrete output type	PNP
Electrical connection	Remote male connector M12, 4 pins
Cable length	0.15 m
[Us] rated supply voltage	12...24 V DC
Switching capacity in mA	<= 100 mA
IP degree of protection	IP67 double insulation conforming to IEC 60529

Complementary

Detection face	Frontal
Front material	PBT
Adjustable frequency range	6...6000 cyc/mn
Operating zone	0...8 mm
Differential travel	3...15% of Fr
Repeat accuracy	3% of Sr
Wire insulation material	PvR
Status LED	Supply on: 1 LED (green) Output state: 1 LED (yellow)
Supply voltage limits	10...36 V DC
Maximum residual current	100 mA open state
Switching frequency	<= 800 Hz
Maximum voltage drop	<2 V (closed)
Current consumption	0...10 mA no-load
Run-up delay at power-up	9 s standard
Marking	CE
Depth	13 mm
Height	26 mm
Width	26 mm
Net weight	0.04 kg



Environment

Product certifications	UL CSA
Ambient air temperature for operation	-25...70 °C
Ambient air temperature for storage	-40...85 °C
Vibration resistance	25 gn amplitude = +/- 2 mm (f = 10...55 Hz) conforming to IEC 60068-2-6
Shock resistance	50 gn for 11 ms conforming to IEC 60068-2-27

Packing Units

Unit Type of Package 1	PCE
Unit Type of Package 2	S02

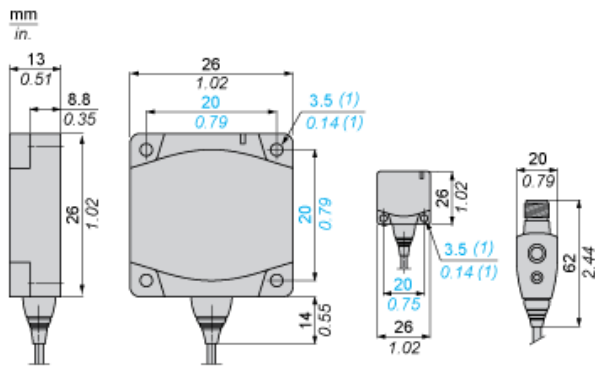
Offer Sustainability

EU RoHS Directive	Pro-active compliance (Product out of EU RoHS legal scope)  EU RoHS Declaration
Mercury free	Yes
RoHS exemption information	 Yes

Contractual warranty

Warranty	18 months
----------	-----------

Dimensions

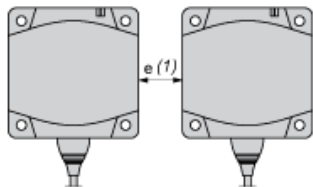


(1) For CHC type screws

Setting-up

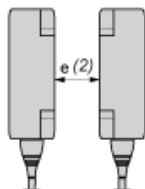
Minimum Mounting Distances (mm)

Side by Side



$e (1) \geq 40$

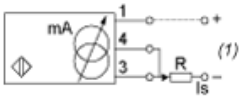
Face to Face



$e (2) \geq 80$

Wiring Schemes

2-Wire



(1) Output current

Ensure a minimum of 10 V between the + and the - (terminal 3) of the sensor

	Output current	Load impedance value
12 V	4...20 mA	$R \leq 82 \Omega$
24 V	4...20 mA	$R \leq 560 \Omega$