



## Main

Range of product	OsiSense XS ATEX D
Series name	Application
Sensor type	Inductive proximity sensor
Device application	ATEX dust
Sensor name	XS1
Sensor design	Cylindrical M12
Size	50 mm
Body type	Fixed
Detector flush mounting acceptance	Flush mountable
Material	Metal
Enclosure material	Nickel plated brass
[Sn] nominal sensing distance	2 mm
Type of output signal	Analogue
Wiring technique	2-wire
Output circuit type	DC
Analogue output range	4...20 mA
Electrical connection	Cable
Cable length	2 m
[Us] rated supply voltage	12...24 V DC
IP degree of protection	IP67 conforming to IEC 60529

## Complementary

Thread type	M12 x 1
Detection face	Frontal
Front material	PPS
Sensing range	> 0...2.5 mm
Operating zone	0.2...2 mm
Repeat accuracy	<= 3% of Sr
Linearity error	+/- 2 mA
Cable composition	3 x 0.34 mm <sup>2</sup>
Wire insulation material	PvR
Supply voltage limits	10...38 V DC
Switching frequency	<= 1500 Hz
Current consumption	4 mA no-load
Maximum output current drift	10 %
Marking	II2 D-Ex tb IIIC T90°C Db IP67
Threaded length	42 mm
Height	12 mm
Length	50 mm

The information provided in this documentation contains general descriptions and/or technical characteristics of the performance of the products contained herein. This documentation is not intended as a substitute for and is not to be used for determining suitability or reliability of these products for specific user applications. It is the duty of any such user or integrator to perform the appropriate and complete risk analysis, evaluation and testing of the products with respect to the relevant specific application or use thereof. Neither Schneider Electric Industries SAS nor any of its affiliates or subsidiaries shall be responsible or liable for misuse of the information contained herein.

## Environment

Environmental characteristic	Hazardous location
Standards	EN/IEC 60079-0 EN/IEC 60079-31
Directives	94/9/EC - ATEX directive
Product certifications	INERIS 04ATEX0022X
Ambient air temperature for operation	-20...60 °C
Dust zone	Zone 21 - 22

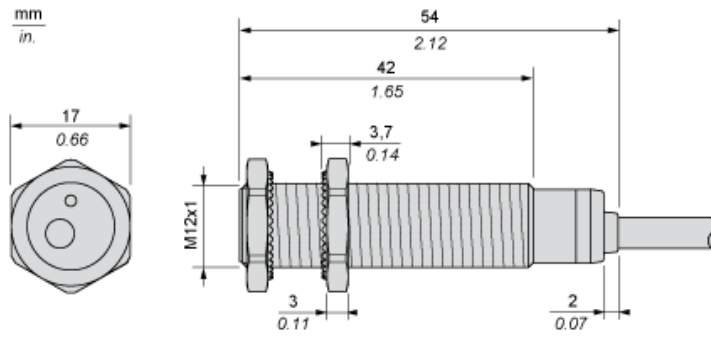
## Offer Sustainability

Sustainable offer status	Green Premium product
REACH Regulation	<a href="#">REACH Declaration</a>
EU RoHS Directive	Pro-active compliance (Product out of EU RoHS legal scope) <a href="#">EU RoHS Declaration</a>
Mercury free	Yes
RoHS exemption information	<a href="#">Yes</a>
Environmental Disclosure	<a href="#">Product Environmental Profile</a>
Circularity Profile	<a href="#">End Of Life Information</a>

## Contractual warranty

Warranty	18 months
----------	-----------

Dimensions



---

Minimum Mounting Distances

---

Side by side



e (1) 4 mm/0.16 in.

≥

Face to face



e (2) 24 mm/0.94 in.

≥

Facing a metal object



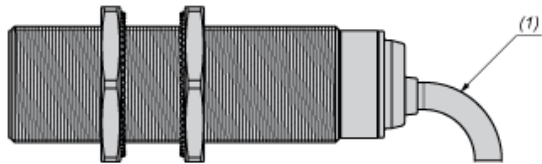
e (3) 6 mm/0.24 in.

≥

---

Mounting

---



(1) Bending cable: 4 x external cable diameter

Wiring Schemes

2-Wire connection



(1) Output current

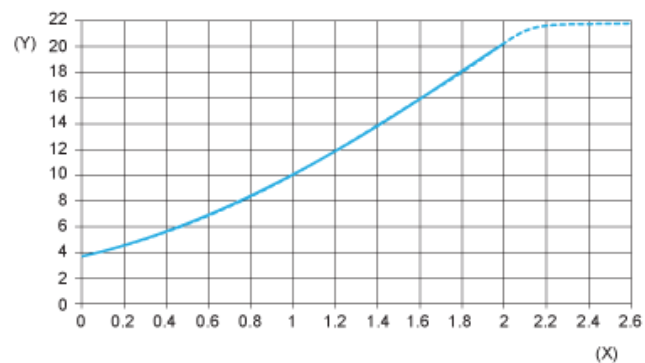
BN : Brown

BK : Black

BU : Blue

	Output current	Load impedance value
12 V	4...20 mA	$R \leq 8.2 \Omega$
24 V	4...20 mA	$R \leq 470 \Omega$

Output Curves



(Y) Is (mA)

(X) Sensors - object distance (mm)