

Data sheet | Item number: 787-2742

Power supply unit; Eco; 3-phase; 24 VDC output voltage; 20 A output current; DC OK contact



www.wago.com/787-2742



Item description

Features:

- Economical power supply for standard applications
- Natural convection cooling when horizontally mounted
- Encapsulated for use in control cabinets
- Fast and tool-free termination via lever-actuated terminal blocks with push-in connection technology
- DC OK signal output

Subject to changes. Please also observe the further product documentation!

WAGO GmbH & Co. KG
Hansastr. 27
32423 Minden
Phone: +49571 887-0 | Fax: +49571 887-169
Email: info.de@wago.com | Web: www.wago.com

Do you have any questions about our products?
We are always happy to take your call at 01788 568 008.

- Parallel operation
- Electrically isolated output voltage (SELV) per EN 60950-1/UL 60950-1; PELV per EN 60204-1

Data

Technical data

Input

Phases	2 3
Nominal input voltage $U_{i\text{nom}}$	(2 / 3) x AC 400 ... 480 V
Input voltage range	(2 / 3) x AC 325 ... 575 V; DC 560 ... 700 V
Nominal mains frequency range	47 ... 63 Hz; 0 Hz
Input current I_i	$\leq 3 \times 1.2 \text{ A}$ (400 VAC)
Discharge current	$\leq 3.5 \text{ mA}$
Inrush current	$\leq 30 \text{ A}$ (400 VAC)
Power factor	≥ 0.7 (400 VAC)
Power factor correction (PFC)	Passive
Mains failure hold-up time	$\geq 10 \text{ ms}$ (3 x 400 VAC)

Output

Nominal output voltage $U_{o\text{nom}}$	DC 24 V (SELV)
Output voltage range	DC 22 ... 28 V (adjustable)
Default setting	DC 24 V
Nominal output current $I_{o\text{nom}}$	20 A (24 VDC)
Nominal output power	480 W
Control deviation	$\leq 1 \%$
Residual ripple	$\leq 150 \text{ mV}$ (peak-to-peak)
Overload behavior	Constant power (in overload range: $1.05 \dots 1.4 \times I_{o\text{nom}}$); Shutdown and automatic restart in the event of a short circuit

Signaling and communication

Signaling	1 x LED DC OK (green) 1 x Overload LED (red) 1 x DC OK signal output (PhotoMOS as make contact; can be loaded with max. 31.2 V / 100 mA)
Operation status indicator	Green LED (U_o)

Subject to changes. Please also observe the further product documentation!

Red LED (overload)

Efficiency/power losses

Power loss P_l	≤ 2.15 W (400 VAC; no load); ≤ 42.5 W (400 VAC; Nominal load)
Efficiency (typ.)	92 %

Circuit protection

Internal fuse	3 x T 3.15 A / 500 VAC
Required backup fusing	An external DC fuse is required for the DC input voltage.
Recommended backup fusing	3 x circuit breaker ≥ 10 A; Tripping characteristic: B or C

Safety and protection

Isolation voltage (Pri.-Sec.)	DC 4.242 kV
Isolation voltage (Pri.-GND)	DC 2.2 kV
Isolation voltage (Sec.-GND)	DC 0.7 kV
Isolation voltage (Sec.-Signal)	DC 0.7 kV
Protection class	I
Protection type	IP20
Note on protection type	Per EN 60529
Resistance to reverse feed	\leq DC 30 V
Overvoltage category	II
Pollution degree	2
Transient suppression (primary)	Varistor
Short-circuit-protected	Yes
Open-circuit-proof	Yes
Parallel operation	Yes
Series operation	Max. 2 devices
MTBF	$> 1,800,000$ h (per IEC 61709)

Connection data

Connection type (1)	Input/Output
Connection technology	Push-in CAGE CLAMP®
WAGO Connector	WAGO 2606 Series
Solid conductor	0.5 ... 6 mm ² / 20 ... 10 AWG
Fine-stranded conductor	0.5 ... 6 mm ² / 20 ... 10 AWG
Strip length	11 ... 13 mm / 0.43 ... 0.51 inch

Subject to changes. Please also observe the further product documentation!



Connection type 2	Signaling
Connection technology 2	Push-in CAGE CLAMP®
WAGO Connector 2	<i>picoMAX</i> ® 3.5 (WAGO 2091 Series)
Solid conductor 2	0.2 ... 1.5 mm ² / 24 ... 14 AWG
Fine-stranded conductor 2	0.2 ... 1.5 mm ² / 24 ... 14 AWG
Strip length 2	8 ... 9 mm / 0.31 ... 0.35 inch

Physical data

Width	80 mm / 3.15 inch
Height	130 mm / 5.118 inch
Depth from upper edge of DIN-rail	170 mm / 6.693 inch

Mechanical data

Mounting type	DIN-35 rail
---------------	-------------

Material data

Fire load	0.065 MJ
Weight	1710 g

Environmental requirements

Surrounding air temperature (operation)	-20 ... 70 °C
Surrounding air temperature (storage)	-40 ... 85 °C
Relative humidity	10 ... 95 % (no condensation permissible)
Derating	-2 %/K (> 45 °C)
Resistance to shock and vibration	Shock: 15g (per EN 60068-2-27) Vibration: 1g (per EN 60068-2-6)

Standards and specifications

Conformity marking	1; EAC
Standards/Specifications	EN 61204-3 EN 62368-1 cURus 60950-1 cURus 62368-1 cULus 508 CSA C22.2

Subject to changes. Please also observe the further product documentation!

WAGO GmbH & Co. KG
Hansastr. 27
32423 Minden
Phone: +49571 887-0 | Fax: +49571 887-169
Email: info.de@wago.com | Web: www.wago.com


Do you have any questions about our products?
We are always happy to take your call at 01788 568 008.

Commercial data


PU (SPU)	1 Stück
Packaging type	box
Country of origin	CN
GTIN	4055143588973
Customs tariff number	85044082900

Approvals / Certificates



Country specific Approvals

Logo	Approval	Additional Approval Text	Certificate name
	EAC ROSTEST-Moskau	TP TC 004/2011,TP TC 020/2011	RU_C-DE. AJA46. B07010_19 0787_2742

UL-Approvals

Logo	Approval	Additional Approval Text	Certificate name
	UL Underwriters Laboratories Inc.	UL 60950-1	E255815
	UL Underwriters Laboratories Inc.	UL 508	E255817
	UR Underwriters Laboratories Inc.	UL 62368-1	E255815

Optional accessories










Ferrule		
Ferrule		
	Item no.: 216-203 Ferrule; Sleeve for 1 mm ² / AWG 18; insulated; electro-tin plated; red	www.wago.com/216-203
	Item no.: 216-206	www.wago.com/216-206

Subject to changes. Please also observe the further product documentation!



	Ferrule; Sleeve for 2.5 mm ² / AWG 14; insulated; electro-tin plated; blue	
	Item no.: 216-207 Ferrule; Sleeve for 4 mm ² / AWG 12; insulated; electro-tin plated; gray	www.wago.com/216-207
	Item no.: 216-202 Ferrule; Sleeve for 0.75 mm ² / 18 AWG; insulated; electro-tin plated; gray	www.wago.com/216-202
	Item no.: 216-204 Ferrule; Sleeve for 1.5 mm ² / AWG 16; insulated; electro-tin plated; black	www.wago.com/216-204
	Item no.: 216-205 Ferrule; Sleeve for 2.08 mm ² / AWG 14; insulated; electro-tin plated; yellow	www.wago.com/216-205
	Item no.: 216-208 Ferrule; Sleeve for 6 mm ² / AWG 10; insulated; electro-tin plated; electrolytic copper; gastight crimped; acc. to DIN 46228, Part 4/09.90; yellow	www.wago.com/216-208
	Item no.: 216-201 Ferrule; Sleeve for 0.5 mm ² / 20 AWG; insulated; electro-tin plated; white	www.wago.com/216-201
	Item no.: 216-223 Ferrule; Sleeve for 1 mm ² / AWG 18; insulated; electro-tin plated; red	www.wago.com/216-223
	Item no.: 216-241 Ferrule; Sleeve for 0.5 mm ² / 20 AWG; insulated; electro-tin plated; electrolytic copper; gastight crimped; acc. to DIN 46228, Part 4/09.90; white	www.wago.com/216-241
	Item no.: 216-242 Ferrule; Sleeve for 0.75 mm ² / 18 AWG; insulated; electro-tin plated; electrolytic copper; gastight crimped; acc. to DIN 46228, Part 4/09.90; gray	www.wago.com/216-242
	Item no.: 216-222 Ferrule; Sleeve for 0.75 mm ² / 18 AWG; insulated; electro-tin plated; gray	www.wago.com/216-222
	Item no.: 216-221 Ferrule; Sleeve for 0.5 mm ² / 20 AWG; insulated; electro-tin plated; white	www.wago.com/216-221
	Item no.: 216-224 Ferrule; Sleeve for 1.5 mm ² / AWG 16; insulated; electro-tin plated; black	www.wago.com/216-224
	Item no.: 216-243 Ferrule; Sleeve for 1 mm ² / AWG 18; insulated; electro-tin plated; electrolytic copper; gastight crimped; acc. to DIN 46228, Part 4/09.90; red	www.wago.com/216-243
	Item no.: 216-244 Ferrule; Sleeve for 1.5 mm ² / AWG 16; insulated; electro-tin plated; electrolytic copper; gastight crimped; acc. to DIN 46228, Part 4/09.90; black	www.wago.com/216-244
	Item no.: 216-263 Ferrule; Sleeve for 1 mm ² / AWG 18; insulated; electro-tin plated; electrolytic copper; gastight crimped; acc. to DIN 46228, Part 4/09.90; red	www.wago.com/216-263
	Item no.: 216-246 Ferrule; Sleeve for 2.5 mm ² / AWG 14; insulated; electro-tin plated; electrolytic copper; gastight crimped; acc. to DIN 46228, Part 4/09.90; blue	www.wago.com/216-246
	Item no.: 216-266 Ferrule; Sleeve for 2.5 mm ² / AWG 14; insulated; electro-tin plated; electrolytic copper; gastight	www.wago.com/216-266

Subject to changes. Please also observe the further product documentation!

crimped; acc. to DIN 46228, Part 4/09.90; blue

	Item no.: 216-264 Ferrule; Sleeve for 1.5 mm ² / AWG 16; insulated; electro-tin plated; electrolytic copper; gastight crimped; acc. to DIN 46228, Part 4/09.90; black	www.wago.com/216-264
	Item no.: 216-284 Ferrule; Sleeve for 1.5 mm ² / AWG 16; insulated; electro-tin plated; electrolytic copper; gastight crimped; acc. to DIN 46228, Part 4/09.90; black	www.wago.com/216-284
	Item no.: 216-286 Ferrule; Sleeve for 2.5 mm ² / AWG 14; insulated; electro-tin plated; electrolytic copper; gastight crimped; acc. to DIN 46228, Part 4/09.90; blue	www.wago.com/216-286
	Item no.: 216-287 Ferrule; Sleeve for 4 mm ² / AWG 12; insulated; electro-tin plated; electrolytic copper; gastight crimped; acc. to DIN 46228, Part 4/09.90; gray	www.wago.com/216-287
	Item no.: 216-262 Ferrule; Sleeve for 0.75 mm ² / 18 AWG; insulated; electro-tin plated; electrolytic copper; gastight crimped; acc. to DIN 46228, Part 4/09.90; gray	www.wago.com/216-262
	Item no.: 216-288 Ferrule; Sleeve for 6 mm ² / AWG 10; insulated; electro-tin plated; electrolytic copper; gastight crimped; acc. to DIN 46228, Part 4/09.90; yellow	www.wago.com/216-288
	Item no.: 216-301 Ferrule; Sleeve for 0.25 mm ² / AWG 24; insulated; electro-tin plated; yellow	www.wago.com/216-301
	Item no.: 216-267 Ferrule; Sleeve for 4 mm ² / AWG 12; insulated; electro-tin plated; electrolytic copper; gastight crimped; acc. to DIN 46228, Part 4/09.90; gray	www.wago.com/216-267
	Item no.: 216-302 Ferrule; Sleeve for 0.34 mm ² / 22 AWG; insulated; electro-tin plated; light turquoise	www.wago.com/216-302

Tool

Operating tool		
	Item no.: 210-719 Operating tool; Blade: 2.5 x 0.4 mm; with a partially insulated shaft	www.wago.com/210-719
	Item no.: 210-769 SCREWDRIVER; green	www.wago.com/210-769

Downloads

Documentation

Bid Text

787-2742 X81 - Datei	13 Jun 2019	xml 7.6 kB	Download
787-2742 docx - Datei	13 Jun 2019	docx 23.7 kB	Download

Subject to changes. Please also observe the further product documentation!



Instruction Leaflet

Primär getaktete Stromversorgung ECO	V 1.5.0	pdf 1.0 MB	Download
--------------------------------------	---------	---------------	----------

Additional Information

Disposal; Electrical and electronic equipment, Packaging	V 1.0.0	pdf 265.8 kB	Download
		pdf 554.2 kB	Download

CAD/CAE-Data

CAD data

2D/3D Models 787-2742	URL	Download
-----------------------	-----	----------

CAE data

ZUKEN Portal 787-2742	URL	Download
-----------------------	-----	----------

EPLAN Data Portal 787-2742	URL	Download
----------------------------	-----	----------

Environmental Product Compliance

Compliance Search

Environmental Product Compliance 787-2742 Power supply unit; Eco; 3-phase; 24 VDC output voltage; 20 A output current; DC OK contact	URL	Download
---	-----	----------

Installation Notes

Product family

EPSITRON ECO Power
[Show all products from the family](#)

Subject to changes. Please also observe the further product documentation!