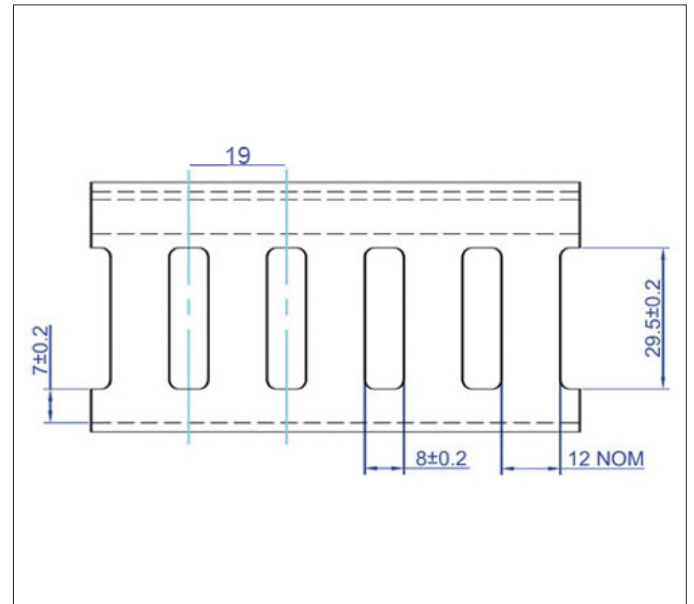


TECHNICAL SPECIFICATION • BETADUCT NORYL - CLOSED SLOT



DESCRIPTION

The Noryl Betaduct range is free from toxic halogens, has excellent low smoke characteristics and high operating temperatures. Noryl Betaduct is recommended for areas when human life or electronic components are a risk. Available in closed slot in 6 sizes with 19mm slot pitching and 8mm slot width. Recommended fixing method; Betaduct rivets and washers.

APPLICATION

For use when bundles, cables and wires need supporting in control panels, distribution boards and switchgear. Designed and specified for installations in hazardous applications such as rail, underground, marine, mass transit and military applications. Widely used in petrochemical plants and off shore oil and gas installations and accommodation modules.

SPECIFICATION



Material:	Self-Extinguishing, Noryl Extra, Halogen-Free
Colour Options:	Black
Service Temperature Range:	-30°C to +120°C
Flammability:	UL94 V-0 Rated Material BS 476 Part 7 Class I (Y)
Standards:	UL and Lloyds Register Base slots to DIN 43659.

PART NUMBERS & SIZES

PART NO.	NOMINAL SIZE INNER (WxH) mm	NOMINAL SIZE OUTER (WxH) mm	PACK QTY (METRES)
23451	25 x 37.5	29 x 38	24
23452	25 x 50	29 x 54	24
23453	25 x 75	29 x 79	16
23454	50 x 50	54 x 54	16
23455	50 x 75	54 x 79	16
23456	75 x 75	80 x 80	16



TECHNICAL SPECIFICATION • BETADUCT NORYL - CLOSED SLOT



FEATURES	BENEFITS
UL Approved Noryl Material	<i>Free from toxic halogens, has excellent low smoke characteristics and high operating temperatures.</i>
Wide finger design	<i>To give additional cable support. The wide fingers can be used with a range of wire and bundle sizes.</i>
Restricted slot design	<i>Saves time during installation, once wires are installed they will remain in the slot with or without cover.</i>
Base slots to DIN 43659	<i>Staggered mounting holes, conforms to DIN Standard.</i>
Non-slip cover	<i>Once installed lid will not slip. Easy clip-on assembly and disassembly.</i>
Score line at base of each slot	<i>To facilitate a clean, precise break off.</i>
Smooth round edges	<i>Free from burrs or sharp edges that could lead to abrasions on hands and cables.</i>
Associated cutting tools: EDNT 1, EDC 1.	<i>For clean, precise cutting of trunking fingers.</i>

BETADUCT CAPACITY CHART

TRUNKING SIZE Width x Height mm	CROSS SECTIONAL AREA mm ²	AT 55% PACKING DENSITY mm ²	CABLE CROSS SECTIONAL AREA (mm ²) TRI-RATED CABLE BS6231													
			0.50	0.75	1.00	1.50	2.50	4.00	6.00	10.00	16.00	25.00	35.00	50.00	70.00	95.00
			2.7	2.9	3.1	3.4	3.8	4.4	5.1	6.8	8.64	10.16	11.46	13.97	16.46	18.54
			CABLE DIAMETER (mm)													
MAXIMUM NUMBER OF CABLES																
15 x 15	225	123.75	21	18	16	13	10	8	6	3	2	1	-	-	-	-
19 x 50	950	522.5	91	79	69	57	46	34	25	14	8	6	5	3	2	1
25 x 20	500	275	48	41	36	30	24	18	13	7	4	3	2	1	1	1
25 x 37.5	937.5	515.6	90	78	68	56	45	33	25	14	8	6	4	3	2	1
25 x 50	1250	687.5	120	104	91	75	60	45	33	18	11	8	6	4	3	2
25 x 75	1875	1031.25	180	156	136	113	90	67	50	28	17	12	9	6	4	3
25 x 100	2500	1375	240	208	182	151	121	90	67	37	23	16	13	8	6	5
37.5 x 37.5	1406	773.3	135	117	102	85	68	50	37	21	13	9	7	5	3	2
37.5 x 50	1875	1031.25	180	156	136	113	90	67	50	28	17	12	9	6	4	3
37.5 x 75	2813	1547.15	270	234	204	170	136	101	75	42	26	19	14	10	7	5
37.5 x 100	3750	2062.5	360	312	273	227	181	135	100	56	35	25	19	13	9	7
50 x 25	1250	687.5	120	104	91	75	60	45	33	18	11	8	6	4	3	2
50 x 37.5	1875	1031.25	180	156	136	113	90	67	50	28	17	12	9	6	4	3
50 x 50	2500	1375	240	208	182	151	121	90	67	37	23	16	13	8	6	5
50 x 75	3750	2062.5	360	312	273	227	181	135	100	56	35	25	19	13	9	7
50 x 100	5000	2750	480	416	364	303	242	180	134	75	46	33	26	17	12	10
75 x 37.5	2813	1547.15	270	234	204	170	136	101	75	42	26	19	14	10	7	5
75 x 50	3750	2062.5	360	312	273	273	181	135	100	56	35	25	19	13	9	7
75 x 75	5625	3093.75	540	468	409	410	272	203	151	85	52	38	29	20	14	11
75 x 100	7500	4125	720	624	546	547	363	271	201	113	70	50	39	26	19	15
100 x 50	5000	2750	480	416	364	364	242	180	134	75	46	33	26	17	12	10
100 x 75	7500	4125	720	624	546	454	363	271	201	113	70	50	39	26	19	15
100 x 100	10000	5500	960	832	728	605	484	361	269	151	93	67	53	35	25	20
100 x 125	12500	6875	1200	1040	910	757	606	452	336	189	117	84	66	44	32	25
125 x 75	9375	5156.25	900	780	683	567	454	339	252	141	87	63	49	33	24	19