A man with short dark hair and a light beard, wearing a dark blue polo shirt, is looking down at a tablet computer he is holding. He is smiling slightly. In the background, there is a server rack with various cables (blue, orange, yellow) plugged into it. The scene is set in a server room with a concrete wall.

Acti9 Isobar Distribution boards

Catalogue 2018

schneider-electric.co.uk

Life Is On

Schneider
Electric



Life Is n

Acti9 Isobar Distribution boards



The evolution of low voltage electrical distribution continues with the demands for reliability, enhanced safety, cost reduction and connectivity ever increasing.

Through market leading innovations for over a quarter of a century, Isobar distribution boards have enabled this evolution and offered new levels performance.

- 1st outgoing way disconnect feature
- 1st integrated neutral switching function
- 1st integrated incoming metering functions
- Enhanced safety with the introduction of Acti9 devices and functionality



PoN Plug on Neutral

Acti9 Isobar P distribution boards now offer new unparalleled reliability, safety and simplified installation whilst building on our existing market leading Isobar solutions.

The benefits can be found in our new;

- Wire-less RCBO solution
- Full IP2X internal protection
- Enhanced wiring space
- Full compatibility with our existing Acti9 Isobar devices and accessories
- 5year product warranty registration



Contents

■ Introduction	
Overview	Pg 3
EcoStruxure™	Pg 6
What's new with Acti9 Isobar P?	Pg 8
■ Acti9 Isobar A type distribution boards	
Single Phase Distribution Overview	Pg 11
Acti9 Isobar single phase A type distribution boards	Pg 12
Acti9 Isobar A type incoming devices	Pg 14
Acti9 iC60H Circuit Breakers	Pg 15
Acti9 iC60H PoN RCBO 10,30 and 100mA PoN	Pg 16
Acti9 iC60H RCBO 10, 30, 100mA	Pg 17
Accessories	Pg 19
■ Acti9 Isobar B type distribution boards	
Three Phase Distribution Overview	Pg 21
Acti9 Isobar single phase B type distribution boards	Pg 22
Acti9 Incoming devices for B Type Distribution Boards	Pg 25
Acti9 iC60H Circuit Breakers	Pg 28
Acti9 iC60H PoN RCBO 10,30 and 100mA PoN	Pg 29
Acti9 iC60H RCBO 10, 30, 100mA	Pg 30
Accessories	Pg 31
Connectivity	Pg 33
■ Acti9 Isobar Product specifications	
Acti9 Isobar Single Phase 'A' Type Distribution Boards	Pg 36
Acti9 Isobar Three Phase 'B' Type Distribution Boards	Pg 37
Acti9 iC60H Circuit Breakers	Pg 39
Acti9 iC60H PoN RCBO 10,30 and 100mA	Pg 41
Acti9 iC60H RCBOs	Pg 42
■ Product weights, dimensions and fixings	
Acti9 Isobar Single Phase 'A' Type Distribution Boards	Pg 44
Acti9 Isobar Three Phase 'B' Type Distribution Boards	Pg 45
Acti9 Heavy Duty Distribution Boards	Pg 46
Acti9 Isobar Three Phase 'B' Extension boxes	Pg 47

SEA9APN10



SEA9APN1016MS



SEA9APN10S10



SEA9BPN12



SEA9BPN12M



SEA9BPN25014S8



SEA9BPN12HDGR



Get your information online

If you need any of the below – use our handy QR code or go to our website www.schneider-electric.co.uk/isobar-p

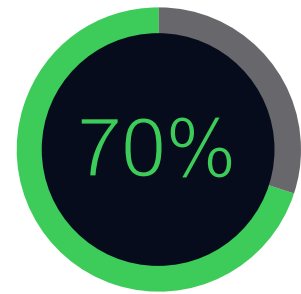
- Product data sheets
- CAD Drawings
- BIM Models (Building Information Modelling)
- PEPs (Product Environmental Profiles)
- Product catalogues
- Brochure
- Specifications
- Technical data
- Weights and dimensions
- Product instructions
- Product Certification
- Videos
- Selection tools
- Virtual Reality experience
- 5 Year warranty registration



EcoStruxure™

Innovation At Every Level

From sensors to services, our Innovation At Every Level approach improves energy and operational efficiency by tapping the true business value of IoT advancements. We've made mobility, sensing, cloud, analytics, and cyber security technologies meaningful to customers, helping them compete in our IoT economy.



of decision-makers see the business value of IoT*

*Schneider Electric IoT 2020 Business Report

Connected Products:

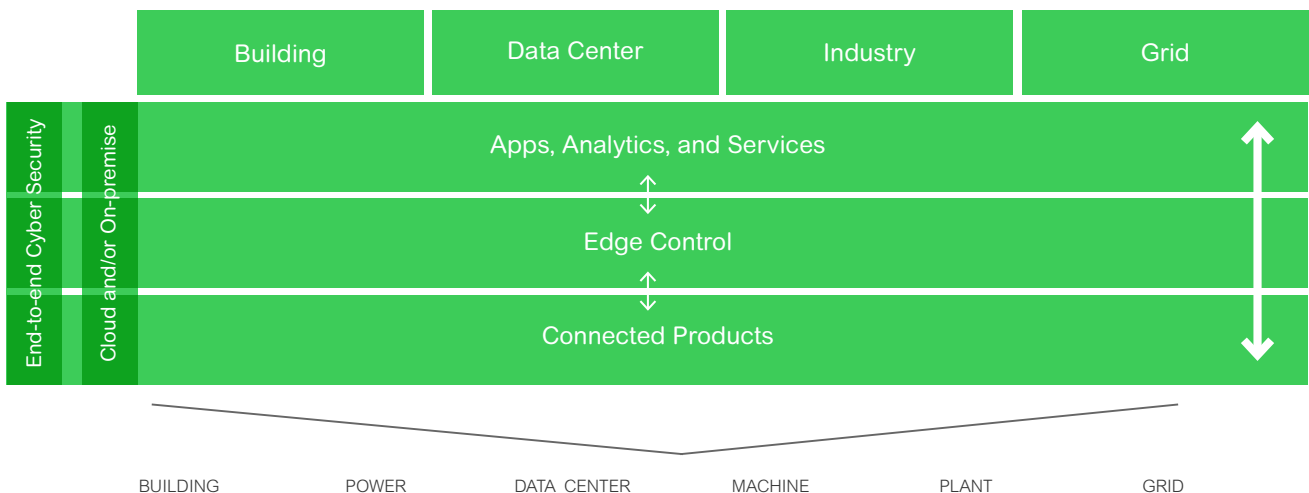
The Internet of Things starts with the best things. Our IoT-enabled best-in-class connected products include breakers, drives, UPSs, relays, sensors, and more. Devices with embedded intelligence drive better decision-making throughout operations.

Edge Control:

Mission-critical scenarios can be unpredictable, so control of devices at the edge of the IoT network is a must. This essential capability provides real-time solutions that enable local control at the edge, protecting safety and uptime.

Applications, Analytics, and Services:

Interoperability is imperative to supporting the diverse hardware and systems in building, data center, industry, and grid end markets. EcoStruxure™ enables a breadth of agnostic applications, analytics, and services for seamless enterprise integration.



Connectivity built in

Acti9 Isobar P harnesses the connectivity of the Acti9 range enabling distribution boards to become smart and connected.



1. Enable asset management through a new wireless RCBO Powertag



2. Enable asset management on all outgoing ways with Powertag



3. Smartlink SiD for wireless data concentration




4. Enable further asset and energy management through PowerTag for Compact NSX



5. Monitor and control your assets with SiB Smartlink




6. See the power and optimise the use of your assets with Facility Expert our simple on-line services platform





What's new with Acti9 IsoBar P?



Earth capability

250A* rated busbars

Enhanced cabling space with no RCBO functional earth and neutral cabling

Isobar off-load interlocked disconnect switch function

Neutral switching capability on all outgoing ways using distributed neutral kits

Visi-trip window
Fault tripping is indicated by a red mechanical indicator on the front face

Powertag wireless energy sensor for all outgoing RCBOs

Outgoing terminal block for feeding up to 100A* loads

Blank poles for filling unused ways

PoN Wire-less RCBO with plug-on neutral and earth function earth capability

Fully insulated construction

Busbar assembly phase indication


Powertag wireless energy sensor for all outgoing MCBs

5 year distribution board warranty registration

Incoming devices including switch disconnectors, residual current devices and terminal blocks

PoN Fully IP2X internal shrouding and IP3X externally

PoN Acti9 Isobar P enables even greater protection whilst simplifying installation with the potential to reduce the cost of installation and having all the functionality to meet the evolving needs of our customer's applications.



Acti9 Isobar P & Isobar

A type distribution boards

Single Phase Distribution

Definition

Single Phase Distribution board – A single phase assembly containing switching or protective devices (e.g. circuit breakers and residual current operator devices) associated with one or more outgoing circuits fed from one or more incoming circuits, together with terminals for the neutral and circuit protective conductors. It may also include signalling and other control devices.

Key standards

- BSEN 61439 – 3 Low Voltage Switchgear and Controlgear Assemblies
- BSEN 60898 – 1 Electrical accessories - Circuit breakers for overcurrent protection for household and similar installations - Circuit-breakers for a.c. operation
- BSEN 61009 – 1 Residual Current Circuit Breaker with Overcurrent Protection
- BSEN 61008 – 1 Specification for residual current operated circuit-breakers without integral overcurrent protection for household and similar uses (RCCBs). General rules
- BSEN 60947 - 2 Low-Voltage Switchgear and Controlgear. Circuit-breakers

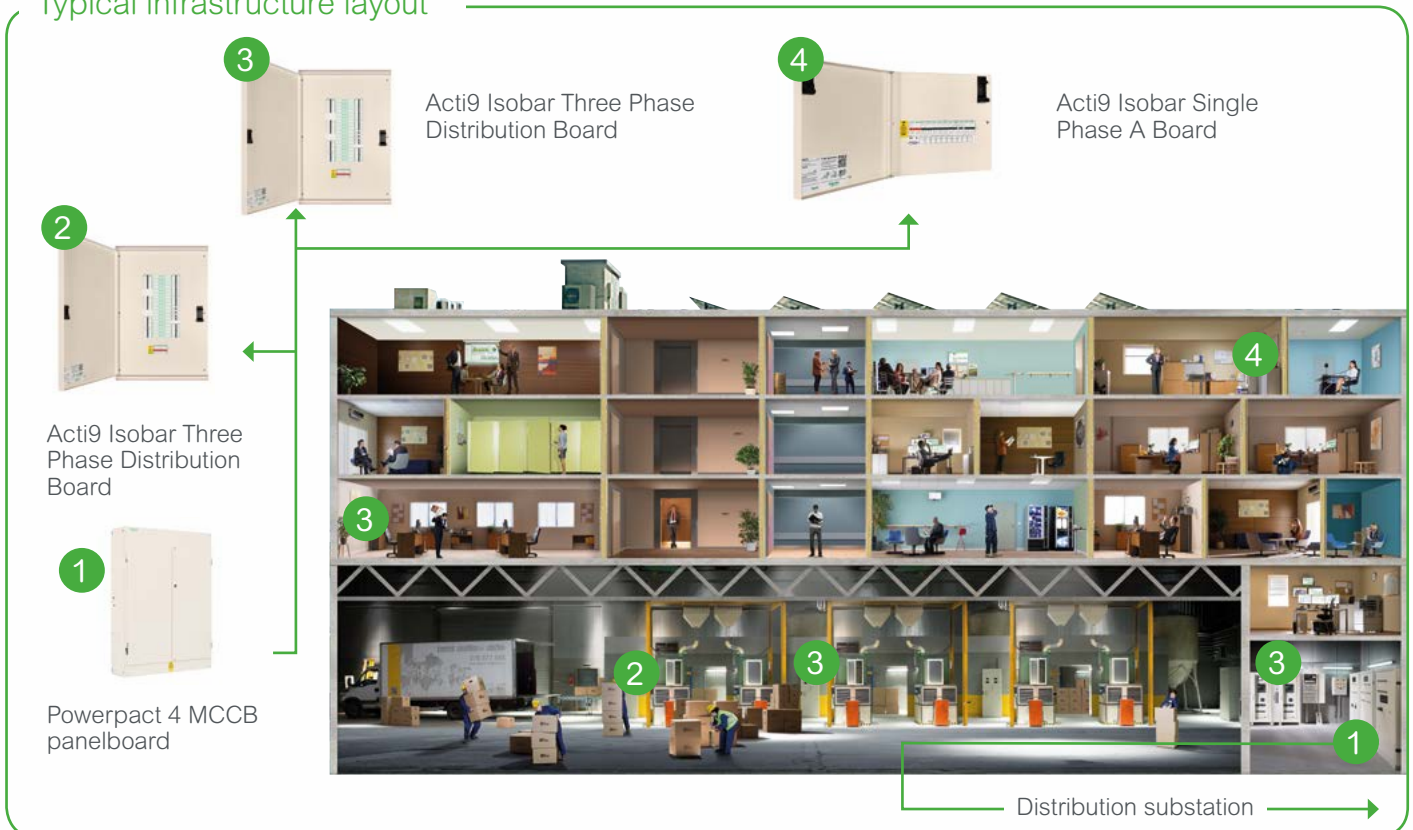
Applications

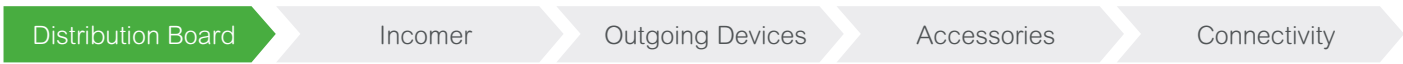
Final circuit single phase or single phase and neutral low voltage distribution, typical loads serviced;

Lighting, Power, IT, HVAC, Critical Power

Generally supplied by a panel board or three phase distribution board, systems are designed to ensure supply continuity “discrimination” and enhanced performance “cascading”.

Typical infrastructure layout





Acti9 Isobar single phase A type distribution boards (125A)*

Standard Acti9 Isobar P 'A' Type Distribution Board

The Acti9 Isobar P Distribution Boards are suitable for standard, commercial and Industrial applications.



SEA9APN10

Part reference	No of Single Pole Ways
SEA9APN2	2
SEA9APN6	6
SEA9APN10	10
SEA9APN14	14
SEA9APN18	18
SEA9APN27	27

Standard Acti9 Isobar 'A' type Distribution Board

The Acti9 Isobar Distribution Boards are suitable for standard, commercial and Industrial applications.



SEA9AN10

Part reference	No of Single Pole Ways
SEA9AN2	2
SEA9AN6	6
SEA9AN10	10
SEA9AN14	14
SEA9AN18	18
SEA9AN27	27

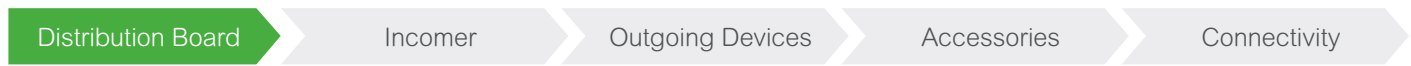
Multi Service Acti9 Isobar P Distribution Boards

The Acti9 Isobar P Multi Service Board has the added benefit of the inclusion of din rail modular devices if required



SEA9APN1016MS

Part reference	No of Single Pole Ways	No of Usable Single pole Din Rails Ways
SEA9APN108MS	10	4
SEA9APN1432MS	14	16
SEA9APN616MS	6	8
SEA9APN624MS	6	12
SEA9APN148MS	14	4
SEA9APN1016MS	10	8



Multi Service Acti9 Isobar Distribution Boards

The Acti9 Isobar Multi Service Board has the added benefit of the inclusion of din rail modular devices if required



SEA9AN1016MS

Part reference	No of Single Pole Ways	No of Usable Single pole Din Rails Ways
SEA9AN108MS	10	4
SEA9AN1432MS	14	16
SEA9AN616MS	6	8
SEA9AN624MS	6	12
SEA9AN148MS	14	4
SEA9AN1016MS	10	8

Split Metered Acti9 Isobar P Distribution Boards

Acti9 isobar split metered Distribution Board for use when the metering of final circuits may be required Incoming Switch Disconnecter is included



SEA9APN10S10

Part reference	No of Single Pole Ways	No of Single Pole Ways
SEA9APN6S6 (Inc Meter A9MEM2010)	6	6
SEA9APN10S10 (Inc Meter A9MEM2015)	10	10
SEA9APN14S14 (Inc Meter A9MEM2105)	14	14

- The split metered Board has a busbar rating of 100amps.
- The total Load for 2 Rows is 50A per row. 1 row is 40A per Split.

Meters used are:

- A9MEM2010 40A Directly connected Meter
- A9MEM2105 63A Directly connected Meter

Split Metered Acti9 Isobar Distribution Boards

Acti9 isobar split metered Distribution Board for use when the metering of final circuits may be required Incoming Switch Disconnecter is included



SEA9AN10S10

Part reference	No of Single Pole Ways	No of Single Pole Ways
SEA9AN6S6 (Inc Meter A9MEM2010)	6	6
SEA9AN10S10 (Inc Meter A9M17067)	10	10
SEA9AN14S14 (Inc Meter A9M17067)	14	14

Splitload Acti9 Isobar Distribution Boards (Not available in Isobar P)

Acti9 Isobar split load Distribution Board for use when there are a mixture of protected and unprotected RCCB ways



SEA9AN96SL

Part reference	No of unprotected Ways	No of RCCB Protected Ways
SEA9AN96SL	9	6
SEA9AN510SL	5	10
SEA9AN56SL	5	6

Dual Supply Acti9 Isobar Distribution Boards (Not available in Isobar P)

Acti9 Dual Supply Distribution Board for use when there are two incoming supplies to a single Distribution Board



SEA9AN106DS

Part reference	No of Single Pole Ways	No of Single Pole Ways
SEA9AN106DS	10	6
SEA9AN26DS	2	6
SEA9AN66DS	6	6

Acti9 Isobar and Isobar P single phase incoming devices

Switch Disconnectors



SEA91252

Part reference	Rating	No of Poles
SEA91252	125Amps	2

- 50mm² cable capacity

Residual Current Circuit Breakers (Type AC)



SEA9R11291

Part Reference	Rating in Amps	Rating in Milliamps (mA) sensitivity
SEA9R41263	63	30
SEA9R12263	63	100
SEA9R44263	63	300
SEA9R11280	80	30
SEA9R12280	80	100
SEA9R14280	80	300
SEA9R15280	80	300 TD (Time Delay)
SEA9R11291	100	30
SEA9R12291	100	100
SEA9R14291	100	300
SEA9R15291	100	300 TD (Time Delay)

Terminal Blocks - Suitable for Direct Connection





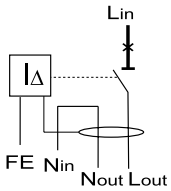
SEA9TB1252

Part Reference	Ratings in Amps	No of Poles
SEA9TB1252	125Amps	2

Acti9 iC60H Circuit Breaker

Acti9 iC60H circuit breaker

Type	1P			2P		
						
Current Rating (In)	Curve			Curve		
	B	C	D	B	C	D
1 A	A9F53101	A9F54101	A9F55101	A9F53201	A9F54201	A9F55201
2 A	A9F53102	A9F54102	A9F55102	A9F53202	A9F54202	A9F55202
3 A	A9F53103	-	-	-	-	-
4 A	A9F53104	A9F54104	A9F55104	A9F53204	A9F54204	A9F55204
6 A	A9F53106	A9F54106	A9F55106	A9F53206	A9F54206	A9F55206
10 A	A9F53110	A9F54110	A9F55110	A9F53210	A9F54210	A9F55210
16 A	A9F53116	A9F54116	A9F55116	A9F53216	A9F54216	A9F55216
20 A	A9F53120	A9F54120	A9F55120	A9F53220	A9F54220	A9F55220
25 A	A9F53125	A9F54125	A9F55125	A9F53225	A9F54225	A9F55225
32 A	A9F53132	A9F54132	A9F55132	A9F53232	A9F54232	A9F55232
40 A	A9F53140	A9F54140	A9F55140	A9F53240	A9F54240	A9F55240
50 A	A9F53150	A9F54150	A9F55150	A9F53250	A9F54250	A9F55250
63 A	A9F53163	A9F54163	A9F55163	A9F53263	A9F54263	A9F55263
Width in 9-mm modules	2			4		



Alternating current (AC) 50/60 Hz		
Breaking capacity (Icn) according to IEC/EN 60898-1		
Current Rating (In)	Voltage (Ue)	(Icn)
1 to 63 A	Ph/Ph 400 V	10000A
1 to 63 A	Ph/N 230 V	10000A

Acti9 iC60H PoN RCBO's 10,30 and 100mA

Acti9 iC60H Plug-on Residual current circuit breaker with overload **PoN**

B Curve



A9D56832

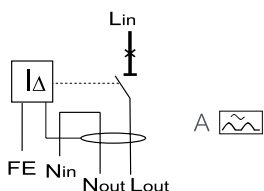
B Curve	Rating in amps	Sensitivity rating in milliamps (mA)
A9D56806	6A	30mA
A9D56810	10A	30mA
A9D56816	16A	30mA
A9D56820	20A	30mA
A9D56825	25A	30mA
A9D56832	32A	30mA
A9D56840	40A	30mA
A9D56845	45A	30mA

C Curve



A9D05832

C Curve	Rating in amps	Sensitivity rating in milliamps (mA)
A9D01806	6A	10mA
A9D01810	10A	10mA
A9D01816	16A	10mA
A9D01820	20A	10mA
A9D01825	25A	10mA
A9D01832	32A	10mA
A9D01840	40A	10mA
A9D01845	45A	10mA
<hr/>		
A9D05806	6A	30mA
A9D05810	10A	30mA
A9D05816	16A	30mA
A9D05820	20A	30mA
A9D05825	25A	30mA
A9D05832	32A	30mA
A9D05840	40A	30mA
A9D05845	45A	30mA
<hr/>		
A9D06806	6A	100mA
A9D06810	10A	100mA
A9D06816	16A	100mA
A9D06820	20A	100mA
A9D06825	25A	100mA
A9D06832	32A	100mA
A9D06840	40A	100mA
A9D06845	45A	100mA



Alternating current (AC) 50/60 Hz		
Breaking capacity (Icn) according to IEC/EN 61009-1		
Current Rating (In)	Voltage (Ue)	(Icn)
6 to 45 A	Ph/N 240 V	10000A

Distribution Board

Incomer

Outgoing Devices

Accessories

Connectivity

Acti9 iC60H RCBO 10,30 and 100mA

Acti9 iC60H Residual current circuit breaker with overload

B Curve



A9D31832

B Curve	Rating in amps	Sensitivity rating in milliamps (mA)
A9D31806	6A	30mA
A9D31810	10A	30mA
A9D31816	16A	30mA
A9D31820	20A	30mA
A9D31825	25A	30mA
A9D31832	32A	30mA
A9D31840	40A	30mA
A9D31845	45A	30mA

C Curve



A9D11832

C Curve	Rating in amps	Sensitivity rating in milliamps (mA)
A9D10806	6A	10mA
A9D10810	10A	10mA
A9D10816	16A	10mA
A9D10820	20A	10mA
A9D10825	25A	10mA
A9D10832	32A	10mA
A9D10840	40A	10mA
A9D10845	45A	10mA
A9D11806	6A	30mA
A9D11810	10A	30mA
A9D11816	16A	30mA
A9D11820	20A	30mA
A9D11825	25A	30mA
A9D11832	32A	30mA
A9D11840	40A	30mA
A9D11845	45A	30mA
A9D12806	6A	100mA
A9D12810	10A	100mA
A9D12816	16A	100mA
A9D12820	20A	100mA
A9D12825	25A	100mA
A9D12832	32A	100mA
A9D12840	40A	100mA
A9D12845	45A	100mA

Distribution Board

Incomer

Outgoing Devices

Accessories

Connectivity

Acti9 iC60H RCBO 10,30 and 100mA

Acti9 iC60H Residual current circuit breaker with overload

C Curve



A9D11832

C Curve	Rating in amps	Sensitivity rating in milliamps (mA)	Rating in volts
A9D19810	10A	30mA	110V
A9D19816	16A	30mA	110V
A9D19820	20A	30mA	110V
A9D19825	25A	30mA	110V
A9D19832	32A	30mA	110V

Alternating current (AC) 50/60 Hz		
Breaking capacity (Icn) according to IEC/EN 61009-1		
Current Rating (In)	Voltage (Ue)	(Icn)
6 to 45 A	Ph/N 240 V	10000A
10 to 32 A	Ph/N 110 V	10000A

Distribution Board

Incomer

Outgoing Devices

Accessories

Connectivity

Acti9 Isobar and Isobar P single phase Accessories


General Accessories



SEA9BL

Part Reference	Description
SEA9BL	Door Lock
SEA9PD	Padlock Kit for Door
SEA9BP	Blank Pole
SEA9BP3	Single 3 Pole filler
SEA9TB1001	100amp 1 pole terminal block
SEA9ANWL	SP&N Labels

Distributed Neutral kits



SEA9NKIT -1

Part reference	Description	No of Ways
SEA9NA6	Distributed neutral kit for 6way SP&N	6
SEA9NA10	Distributed neutral kit for 10way SP&N	10
SEA9NA14	Distributed neutral kit for 14way SP&N	14
SEA9NA18	Distributed neutral kit for 18way SP&N	18
SEA9NA27	Distributed neutral kit for 27way SP&N	27
SEA9NKIT	Phase to Neutral conversion kit (pack of 4)	

- This kit allows the switching of upto 4 circuits per board and isolation of the Neutral and phase poles for 2 pole devices.
- SEA9NKIT allows an additional 4 circuits to be switched (Distributed neutral kit also required)

Flush Mounting Kits

Flush mounted kits are used to allow recessing of Distribution Boards into the Building structure



SEA9AN10FK

Part Reference	Description	No of Ways	Dimensions same as
SEA9AN6FK	Flush Mounting Kit	6	SEA9AN6
SEA9AN10FK	Flush Mounting Kit	10	SEA9AN10
SEA9AN14FK	Flush Mounting Kit	14	SEA9AN14
SEA9AN18FK	Flush Mounting Kit	18	SEA9AN18

Spare Doors and covers



SEA9AN10C


Part Reference	Description
SEA9AN6C	6 Way Door and Cover
SEA9AN10C	10 Way Door and Cover
SEA9AN14C	14 Way Door and Cover
SEA9AN18C	18 Way Door and Cover
SEA9AN27C	27 Way Door and Cover

DIN rail enclosures



SEA9DE40

Part Reference	Description	Number of rows	Dimensions same as
SEA9DE16	8 SP way module enclosure	1	SEA9AN6
SEA9DE24	12 SP way module enclosure	1	SEA9AN10
SEA9DE32	16 SP way module enclosure	1	SEA9AN14
SEA9DE40	20 SP way module enclosure	1	SEA9AN18
SEA9DE64	32 SP way module enclosure	2	SEA9AN27



Acti9 Isobar & Isobar P

B type distribution boards

Three Phase Distribution

Definition

Three Phase Distribution board – A three phase assembly containing switching or protective devices (e.g. circuit breakers and residual current operator devices) associated with one or more outgoing circuits fed from one or more incoming circuits, together with terminals for the neutral and circuit protective conductors. It may also include signalling and other control devices.

Key standards

- BSEN 61439 – 3 Low Voltage Switchgear and Controlgear Assemblies
- BSEN 60898 – 1 Electrical accessories - Circuit breakers for overcurrent protection for household and similar installations - Circuit-breakers for a.c. operation
- BSEN 61009 – 1 Residual Current Circuit Breaker with Overcurrent Protection
- BSEN 61008 – 1 Specification for residual current operated circuit-breakers without integral overcurrent protection for household and similar uses (RCCBs). General rules
- BSEN 60947 - 2 Low-Voltage Switchgear and Controlgear. Circuit-breakers

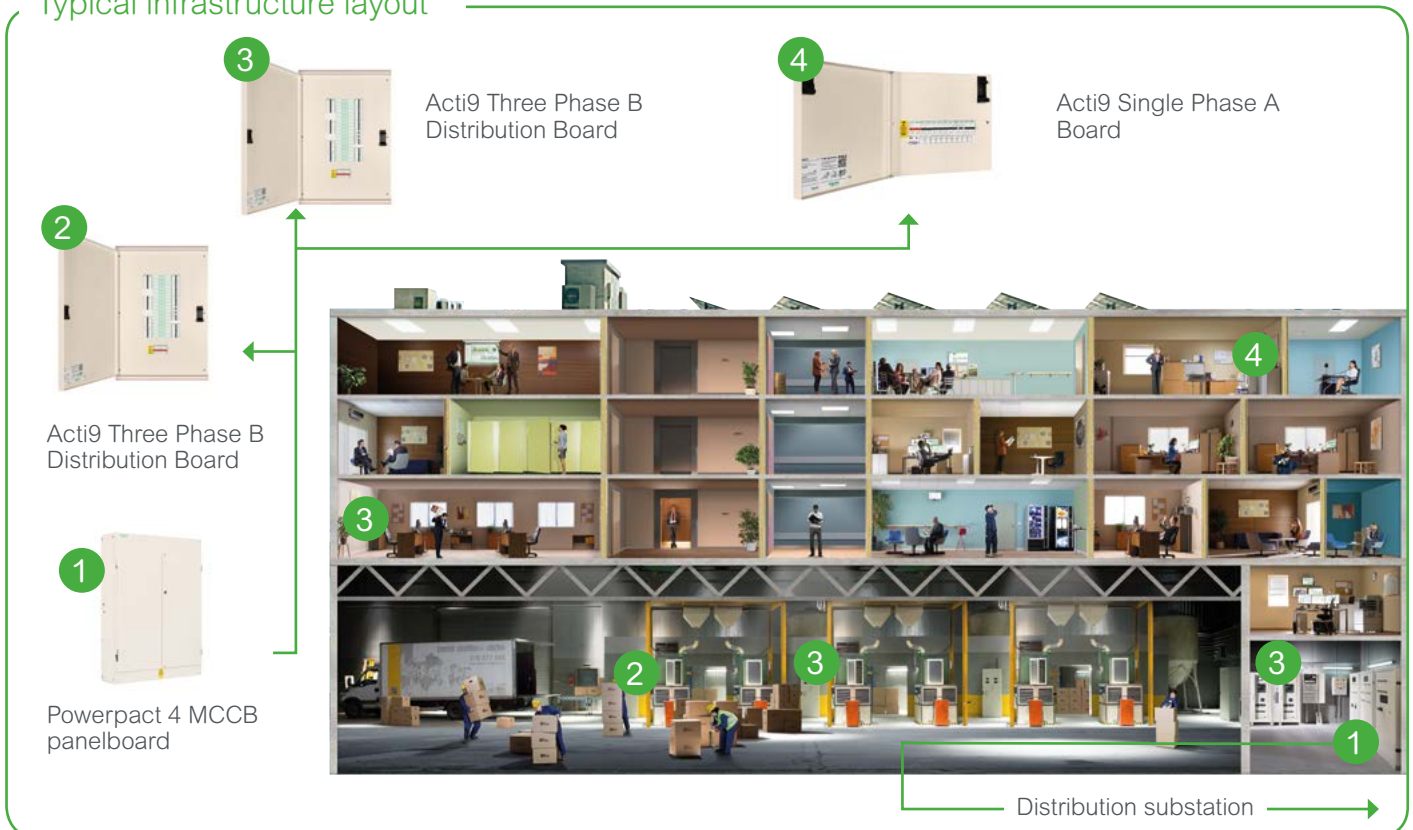
Applications

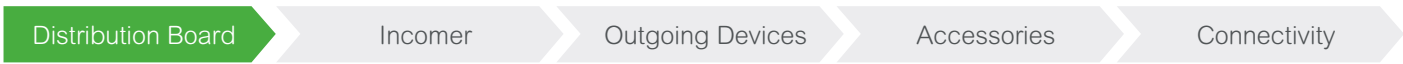
Final circuit single phase or single phase and neutral low voltage distribution, typical loads serviced;

Motors, General Power, HVAC, Critical Power

Generally supplied by a panel board or switchboard, systems are designed to ensure supply continuity "discrimination" and enhanced performance "cascading".

Typical infrastructure layout





Acti9 Isobar three phase B type distribution board*

Standard Acti9 Isobar P 'B' Type Distribution Boards

The Acti9 Isobar P Distribution Boards are suitable for standard, commercial and Industrial applications.



SEA9BPN12

Part reference	No of Triple Pole Ways
SEA9BPN4	4
SEA9BPN6	6
SEA9BPN8	8
SEA9BPN12	12
SEA9BPN16	16
SEA9BPN18	18
SEA9BPN24	24

PoN

- To correctly single phase SEA9BP** PoN distribution boards **SEA9P125SPKIT** must be used.

Standard Acti9 Isobar 'B' type Distribution Boards

The Acti9 Isobar Distribution Boards are suitable for standard, commercial and Industrial applications.



SEA9BN12

Part reference	No of Triple Pole Ways
SEA9BN4	4
SEA9BN6	6
SEA9BN8	8
SEA9BN12	12
SEA9BN16	16
SEA9BN18	18
SEA9BN24	24

Meter Ready Acti9 Isobar P 'B' Type Distribution Boards

(Incoming 125A TP&N switch disconnecter included)

The Acti9 Isobar P Meter Ready Distribution Boards are suitable for standard, commercial and Industrial applications and enabled for an incoming meter connection*.

PoN



SEA9BPN12M

Part reference	No of Triple Pole Ways
SEA9BPN6M	6
SEA9BPN8M	8
SEA9BPN12M	12
SEA9BPN16M	16
SEA9BPN18M	18
SEA9BPN24M	24

- *See metering kit options (Page 22)
- To correctly single phase SEA9BP** PoN distribution boards **SEA9P125SPKIT** must be used.

Meter ready Acti9 Isobar 'B' type Distribution Boards

(Incoming 125A TP&N switch disconnecter included)

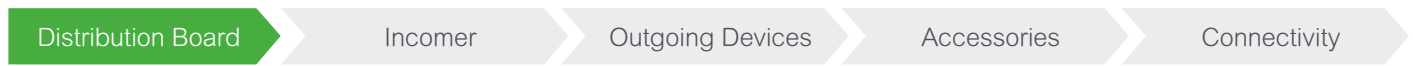
The Acti9 Isobar Meter Ready Distribution Boards are suitable for standard, commercial and Industrial applications and enabled for an incoming meter connection*.



SEA9BN12M

Part reference	No of Triple Pole Ways
SEA9BN6M	6
SEA9BN8M	8
SEA9BN12M	12
SEA9BN16M	16
SEA9BN18M	18
SEA9BN24M	24

- *See metering kit options (Page 22)



Metering Kits

Metering Kits are for the addition of Incoming Metering to an Acti9 Standard Isobar / Isobar P or Meter Ready / Meter ready Isobar P Distribution Board.

The kit includes a Meter / Extension box and the type of connection.



SEA9BNKWH

Part reference	Description	Rating	Connection
Metering Kit for a Standard Board			
SEA9BNKWH	MID 3 Phase kWh kit Modbus communications and Pulsed output (Includes A9MEM3255)	250 amps	Via CT (Included)
SEA9BNKWHP	MID 3 Phase kWh kit Pulsed output (Includes A9MEM3210)	250 amps	Via CT (Included)
SEA9BNMETE	Metering Enclosure for Standard Acti9 Isobar Boards for PM Meters (Meter not included)	250 amps	Via CT (Included)
Metering Kit for a Meter Ready Board			
SEA9BN3155	MID 3 Phase kWh kit Modbus communications (Includes A9MEM3155)	63 amps	Direct
SEA9BN3110	MID 3 phase kWh kit pulsed output (Includes A9MEM3110)	63 amps	Direct
SEA9BN3255	MID 3 phase kWh kit modbus communications (Includes A9MEM3255)	125 amps	Via CT (Included)
SEA9BN3210	MID 3 phase kWh kit pulsed output (Includes A9MEM3210)	125 amps	Via CT (Included)

Split Metered Acti9 Isobar P 'B' Type Distribution Boards (busbar rating 125A) 125A Switch Disconnecter Fitted



The Acti9 Isobar P Split Meter Distribution Boards are suitable for standard, commercial and Industrial applications and include a 125A Switch Disconnecter incomer and MID meters with communications (Meters included are 2 A9MEM3255)



SEA9BPN12514S8

Part reference	No of Triple Pole Ways	Upper pan assembly No of Triple Pole Ways
SEA9BPN1258S8	8	8
SEA9BPN12514S8	14	8
SEA9BPN12516S6	16	6
SEA9BPN12518S4	18	4

- To correctly single phase SEA9BP** PoN distribution boards **SEA9P125SPKIT** must be used.

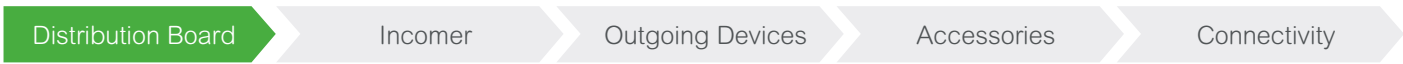
Split Metered Acti9 Isobar 'B' Type Distribution Boards (busbar rating 125A) 125A Switch Disconnecter Fitted

The Acti9 Isobar Split Meter Distribution Boards are suitable for standard, commercial and Industrial applications and include a 125A Switch Disconnecter incomer and MID meters with communications (Meters included are 2 A9MEM3255)



SEA9BN12512S8

Part reference	No of Triple Pole Ways	Upper pan assembly No of Triple Pole Ways
SEA9BN1256S8	8	8
SEA9BN12512S8	14	8
SEA9BN12514S6	16	6
SEA9BN12516S4	18	4



Split Metered Acti9 Isobar P 'B' Type Distribution Boards (busbar rating 250A) incomer supplied separately



The Acti9 Isobar P Split Meter Distribution Boards are suitable for standard, commercial and Industrial applications and include MID meters with communications (incomer supplied separately) See Page27 for suitable incomers. (Meters included are 2 A9MEM3255)



SEA9BPN25012S8

Part reference	No of Triple Pole Ways	Upper pan assembly No of Triple Pole Ways
SEA9BPN2508S8	8	8
SEA9BPN25014S8	14	8
SEA9BPN25016S6	16	6
SEA9BPN25018S4	18	4

- To correctly single phase SEA9BP** PoN distribution boards **SEA9P125SPKIT** must be used.

Split Metered Acti9 Isobar 'B' Type Distribution Boards (busbar rating 250A) incomer supplied separately

The Acti9 Isobar Split Meter Distribution Boards are suitable for standard, commercial and Industrial applications and include MID meters with communications (incomer supplied separately please see page 27 for suitable incomers) (Meters included are 2 A9MEM3255)



SEA9BN25012S8

Part reference	No of Triple Pole Ways	Upper pan assembly No of Triple Pole Ways
SEA9BN2506S8	8	8
SEA9BN25012S8	14	8
SEA9BN25014S6	16	6
SEA9BN25016S4	18	4

Heavy duty Acti9 Isobar P 'B' Type Distribution Boards (Steel Door) The Acti9 Isobar P Heavy Duty Distribution Board is 125A rated and has IP55 external protection and includes a Steel door (No metering options available)



SEA9BPN12HDGR

Part reference	No of triple Pole Ways
SEA9BPN6HDGR	6
SEA9BPN8HDGR	8
SEA9BPN12HDGR	12
SEA9BPN16HDGR	16

- To correctly single phase SEA9BP** PoN distribution boards **SEA9P125SPKIT** must be used.

Heavy duty Acti9 Isobar 'B' Type Distribution Boards (Transparent Door)

The Acti9 Isobar Heavy Duty Distribution Board is 125A rated and has IP55 external protection and includes a transparent door (No metering options available)



Part reference	No of triple Pole Ways
SEA9BPN6HDGK	6
SEA9BPN8HDGK	8
SEA9BPN12HDGK	12
SEA9BPN16HDGK	16

- To correctly single phase SEA9BP** PoN distribution boards **SEA9P125SPKIT** must be used.

Distribution Board

Incomer

Outgoing Devices

Accessories

Connectivity

Incoming Devices for Acti9 Isobar and Isobar P B Type Distribution Boards

Switch Disconnectors 125A

The Acti9 Isobar 125A incoming switch disconnectors can be incorporated directly within the distribution board



SEA91253N

Part reference	Rating	No of Poles
SEA91253N	125A	3P+N
SEA91254	125A	4P

- 50mm² cable capacity

Switch Disconnectors 160A to 250A

The Acti9 Isobar and Isobar P 160A to 250A incoming switch disconnectors require an extension box (which is supplied with the incomer) and are not compatible with Heavy Duty distribution boards



SEA9PNI2504

Part Reference	Rating	No of Poles
SEA9PNI1603	160A	3P+N
SEA9PNI1604	160A	4P
SEA9PNI2003	200A	3P+N
SEA9PNI2004	200A	4P
SEA9PNI2254	225A	4P
SEA9PNI2503	250A	3P+N
SEA9PNI2504	250A	4P

Moulded Circuit Breakers 100A to 250A

The Acti9 Isobar and Isobar P 100A to 250A incoming circuit breakers require an extension box (which is supplied with the incomer) and are not compatible with Heavy Duty distribution boards



SEA9NCB2504SM

Part Reference	Rating	No of Poles
SEA9NCB1004	100A	3P+N
SEA9NCB1604	160A	4P
SEA9NCB2004	200A	3P+N
SEA9NCB2504	250A	4P

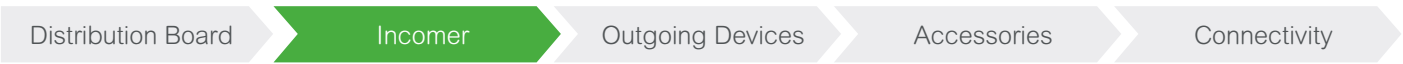
Residual Current Circuit Breakers up to 100A

The Acti9 Isobar and Isobar P incoming RCDs can be incorporated directly within the distribution board



SEA9R44463

Part Reference	Rating	Rating in Milliamps (mA) sensitivity	No of Poles
A9R41463	63A	30	4
A9R12463	63A	100	4
A9R44463	63A	300	4
A9R15463	63A	300 TD (Time Delay)	4
A9R11480	80A	30	4
A9R14491	100A	300	4
A9R15491	100A	300 TD (Time Delay)	4



Residual Current Circuit Breakers up to 160A

The Acti9 Isobar and Isobar P 160A incoming RCDs require an extension box and are not compatible with Heavy Duty distribution boards

Part Reference	Rating in Amps	Rating in Milliamps (mA) sensitivity	No of Poles
SEA9PNI160RCCB	160	Adjustable - 30mA, 300mA, 1A, 3A, and 10A	4

Terminal Blocks - Suitable for Direct Connection (250A requires an extension box)

The Acti9 Isobar and Isobar P 250A incoming terminal blocks require an extension box and are not compatible with Heavy Duty distribution boards



SEA9PNTB2504

Part reference	Rating	No of Poles
SEA9PTB1254	125A	4
SEA9PNTB2504	250A	4

Dual Source Incomer - (270mm extension box included)

The Acti9 Isobar Dual Source Incomer is not compatible with Heavy Duty distribution boards

Part reference	Rating	No of Poles
SEA9NDSI	125A	4

Contactor Incomer - (270mm extension box included)

The Acti9 Isobar Contactor Incomer is not compatible with Heavy Duty distribution boards

Part reference	Rating	No of Poles
SEA9BN100CCI	100A	4

Dual Metered Extension Enclosure including switch disconnectors and MID meters

The Acti9 Isobar and Isobar P Dual Metered Extension Enclosure for use with standard distribution boards and is not compatible with Heavy Duty distribution boards (Meters included 2 A9MEM3255)



SEA9BNDM250SD

Part reference	Rating	No of Poles
SEA9BNDM160SD	160A	4
SEA9BNDM200SD	200A	4
SEA9BNDM250SD	250A	4

Distribution Board

Incomer

Outgoing Devices

Accessories

Connectivity

Dual Metered Extension Enclosure including circuit breakers and MID meters

The Acti9 Isobar Dual Metered Extension Enclosure for use with standard distribution boards and is not compatible with Heavy Duty distribution boards (Meters included 2 A9MEM3255)



SEA9BNDM250SD

Part reference	Rating	No of Poles
SEA9BNDM160M	160A	4
SEA9BNDM200M	200A	4
SEA9BNDM250M	250A	4



Incomers for 250amp Split Metered Boards



SEA9NCB2504SM
(IMCCB device only)

Part Reference	Description	Rating	No of Poles
SEA9NCB1604SM	160A 4p MCCB for 250amp Split metered board	160A	4
SEA9NCB2004SM	200A 4p MCCB for 250amp Split metered board	200A	4
SEA9NCB2504SM	250A 4p MCCB for 250amp Split metered board	250A	4
SEA9NI1604SM	160A 4p Switch for 250amp Split metered board	160A	4
SEA9NI2004SM	200A 4p Switch for 250amp Split metered board	200A	4
SEA9NI2504SM	250A 4p Switch for 250amp Split metered board	250A	4

Acti9 iC60H Circuit Breaker

Acti9 iC60H circuit breaker

Type	1P			2P		
						
Current rating (In)	Curve			Curve		
	B	C	D	B	C	D
1 A	A9F53101	A9F54101	A9F55101	A9F53201	A9F54201	A9F55201
2 A	A9F53102	A9F54102	A9F55102	A9F53202	A9F54202	A9F55202
3 A	A9F53103	-	-	-	-	-
4 A	A9F53104	A9F54104	A9F55104	A9F53204	A9F54204	A9F55204
6 A	A9F53106	A9F54106	A9F55106	A9F53206	A9F54206	A9F55206
10 A	A9F53110	A9F54110	A9F55110	A9F53210	A9F54210	A9F55210
16 A	A9F53116	A9F54116	A9F55116	A9F53216	A9F54216	A9F55216
20 A	A9F53120	A9F54120	A9F55120	A9F53220	A9F54220	A9F55220
25 A	A9F53125	A9F54125	A9F55125	A9F53225	A9F54225	A9F55225
32 A	A9F53132	A9F54132	A9F55132	A9F53232	A9F54232	A9F55232
40 A	A9F53140	A9F54140	A9F55140	A9F53240	A9F54240	A9F55240
50 A	A9F53150	A9F54150	A9F55150	A9F53250	A9F54250	A9F55250
63 A	A9F53163	A9F54163	A9F55163	A9F53263	A9F54263	A9F55263
Width in 9-mm modules	2			4		

Type	3P			4P		
						
Current rating (In)	Curve			Curve		
	B	C	D	B	C	D
1 A	A9F53301	A9F54301	A9F55301	A9F53401	A9F54401	A9F55401
2 A	A9F53302	A9F54302	A9F55302	A9F53402	A9F54402	A9F55402
3 A	-	-	-	-	-	-
4 A	A9F53304	A9F54304	A9F55304	A9F53404	A9F54404	A9F55404
6 A	A9F53306	A9F54306	A9F55306	A9F53406	A9F54406	A9F55406
10 A	A9F53310	A9F54310	A9F55310	A9F53410	A9F54410	A9F55410
16 A	A9F53316	A9F54316	A9F55316	A9F53416	A9F54416	A9F55416
20 A	A9F53320	A9F54320	A9F55320	A9F53420	A9F54420	A9F55420
25 A	A9F53325	A9F54325	A9F55325	A9F53425	A9F54425	A9F55425
32 A	A9F53332	A9F54332	A9F55332	A9F53432	A9F54432	A9F55432
40 A	A9F53340	A9F54340	A9F55340	A9F53440	A9F54440	A9F55440
50 A	A9F53350	A9F54350	A9F55350	A9F53450	A9F54450	A9F55450
63 A	A9F53363	A9F54363	A9F55363	A9F53463	A9F54463	A9F55463
Width in 9-mm modules	6			8		

Alternating current (AC) 50/60 Hz		
Breaking capacity (Icn) according to IEC/EN 60898-1		
Current Rating (In)	Voltage (Ue)	(Icn)
1 to 63 A	Ph/Ph 400 V	10000A
1 to 63 A	Ph/N 230 V	10000A

Acti9 iC60H PoN RCBO's 10,30 and 100mA

B Curve



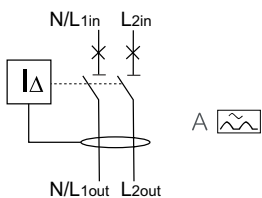
B Curve	Rating in amps	Sensitivity rating in milliamps (mA)
A9D56806	6A	30mA
A9D56810	10A	30mA
A9D56816	16A	30mA
A9D56820	20A	30mA
A9D56825	25A	30mA
A9D56832	32A	30mA
A9D56840	40A	30mA
A9D56845	45A	30mA

PoN

C Curve



C Curve	Rating in amps	Sensitivity rating in milliamps (mA)
A9D01806	6A	10mA
A9D01810	10A	10mA
A9D01816	16A	10mA
A9D01820	20A	10mA
A9D01825	25A	10mA
A9D01832	32A	10mA
A9D01840	40A	10mA
A9D01845	45A	10mA
<hr/>		
A9D05806	6A	30mA
A9D05810	10A	30mA
A9D05816	16A	30mA
A9D05820	20A	30mA
A9D05825	25A	30mA
A9D05832	32A	30mA
A9D05840	40A	30mA
A9D05845	45A	30mA
<hr/>		
A9D06806	6A	100mA
A9D06810	10A	100mA
A9D06816	16A	100mA
A9D06820	20A	100mA
A9D06825	25A	100mA
A9D06832	32A	100mA
A9D06840	40A	100mA
A9D06845	45A	100mA



Alternating current (AC) 50/60 Hz		
Breaking capacity (Icn) according to IEC/EN 61009-1		
Current Rating (In)	Voltage (Ue)	(Icn)
6 to 45 A	Ph/N 240 V	10000A
10 to 32 A	Ph/N 110 V	10000A

Acti9 iC60H RCBO 10,30 and 100mA

Acti9 iC60H Residual current circuit breaker with overload

B Curve



A9D31832

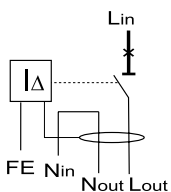
B Curve	Rating in amps	Sensitivity rating in milliamps (mA)
A9D31806	6A	30mA
A9D31810	10A	30mA
A9D31816	16A	30mA
A9D31820	20A	30mA
A9D31825	25A	30mA
A9D31832	32A	30mA
A9D31840	40A	30mA
A9D31845	45A	30mA

C Curve



A9D31832

C Curve	Rating in amps	Sensitivity rating in milliamps (mA)
A9D10806	6A	10mA
A9D10810	10A	10mA
A9D10816	16A	10mA
A9D10820	20A	10mA
A9D10825	25A	10mA
A9D10832	32A	10mA
A9D10840	40A	10mA
A9D10845	45A	10mA
A9D11806	6A	30mA
A9D11810	10A	30mA
A9D11816	16A	30mA
A9D11820	20A	30mA
A9D11825	25A	30mA
A9D11832	32A	30mA
A9D11840	40A	30mA
A9D11845	45A	30mA
A9D12806	6A	100mA
A9D12810	10A	100mA
A9D12816	16A	100mA
A9D12820	20A	100mA
A9D12825	25A	100mA
A9D12832	32A	100mA
A9D12840	40A	100mA
A9D12845	45A	100mA



C Curve	Rating in amps	Sensitivity rating in milliamps (mA)	Rating in volts
A9D19810	10A	30mA	110V
A9D19816	16A	30mA	110V
A9D19820	20A	30mA	110V
A9D19825	25A	30mA	110V
A9D19832	32A	30mA	110V

Distribution Board

Incomer

Outgoing Devices

Accessories

Connectivity

Acti9 Isobar and Isobar P three phase Accessories

General Accessories




SEA9BL

Part Reference	Description
SEA9P125SPKIT	125A Single phasing kit 4 pole
SEA9250SPEV	250A Single phasing kit 4 pole
SEA9BL	Door Lock
SEA9PD	Padlock Kit for Door
SEA9LA	Pack of 3 padlock attachment MCB
SELACK	15mm padlock common key
SELADK	15mm padlock different key
SEA9BP	Blank Pole
SEA9BP3	Single 3 Pole filler
SEA9TB1001	100amp 1 pole terminal block
SEA9BNWL	TP&N Labels
SEA9NEK1	Extra earth terminal bar 14 hole
SEA9NEK2	Extra earth terminal bar 20 hole
SEA9NEK3	Extra earth terminal bar 26 hole
SEA9BN63SPL	Split Load kit 63amp
SEA9BNSJKN	Side joining kit
SEA9BNTJKB	Top/Bottom joining kit for Enclosure / Extension / Enclosure
SEA9BNTJKA	Top / Bottom kit replacing Gland Plate
SEA9BNTJKN	Joining Kit B Board Top / Bottom
SEA9BNBCE25	Clean Earth B Board 25 Holes
SEA9BNC	Neutral Shroud (Spare)
SEA9ISOKEY	Pack of 5 Isobar Disconnecter switch Keys
SEA9BGPEXN	Gland Plate for Acti9 Isobar 4 Extension
SEA9FCF	Pack of 24 Fixing Screws

- SEA9125SPEV is not compatible with SEA9BP** PoN distribution boards. To correctly single phase SEA9BP** PoN distribution boards **SEA9P125SPKIT** must be used.

Distributed Neutral kits

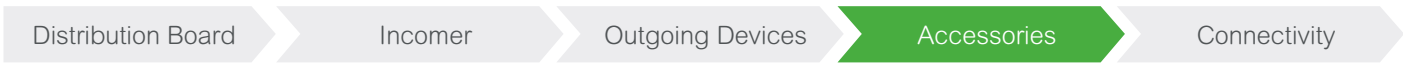


SEA9NKIT

Part reference	Description	No of Ways
SEA9NB4	Distributed neutral kit for 4way TP&N	4
SEA9NB6	Distributed neutral kit for 6way TP&N	6
SEA9NB8	Distributed neutral kit for 8way TP&N	8
SEA9NB12	Distributed neutral kit for 12way TP&N	12
SEA9NB16	Distributed neutral kit for 18way TP&N	18
SEA9NB24	Distributed neutral kit for 24way TP&N	24
SEA9NKIT	Phase to Neutral conversion kit (pack of 4)	

- This kit allows the switching of upto 4 circuits per board and isolation of the Neutral and phase poles for 2 pole and 4 pole devices.

- SEA9NKIT allows an additional 4 circuits to be switched (Distributed neutral kit also required)



Top or Bottom extension enclosures (Height 270 mm)

For use with Acti9 Isobar and Isobar P B Type Distribution Boards, used for additional wiring space or to house Din Rail mounted Equipment



SEA9BNEX034N

Part Reference	Description
SEA9BNEXN	Plain front cover for additional wiring space
SEA9BNEX034N	Mounting of DIN devices, overall door and cutout for 17x18mm poles
SEA9BNEXA14N	Single phase add on Distribution Board 14 ways

Side extension enclosures



SEA9BN4SXS

Part reference	Description	No of Rows	Total 18mm SP Ways	Same Dimensions as:
SEA9BN4SXS	Slotted Front Cover & Overall Door	2	34	SEA9BN4
SEA9BN8SXS	Slotted Front Cover & Overall Door	2	34	SEA9BN8
SEA9BN12SXS	Slotted Front Cover & Overall Door	3	51	SEA9BN12
SEA9BN16SXS	Slotted Front Cover & Overall Door	4	68	SEA9BN16
SEA9BN24SXS	Slotted Front Cover & Overall Door	5	85	SEA9BN24
SEA9BN4SXP	Plain Front Cover & Overall Door	2	34	SEA9BN4
SEA9BN8SXP	Plain Front Cover & Overall Door	2	34	SEA9BN8
SEA9BN12SXP	Plain Front Cover & Overall Door	3	51	SEA9BN12
SEA9BN16SXP	Plain Front Cover & Overall Door	4	68	SEA9BN16
SEA9BN24SXP	Plain Front Cover & Overall Door	5	85	SEA9BN24

Acti 9 Isobar and Isobar P Connected Products

Connect you Acti9 Isobar and Isobar P distribution board using wireless connectivity to see the power and optimise the use of your assets with Facility Expert our simple on-line services platform

Acti9 iC60H RCBO Powertag wireless sensors

Rated at 63A it assembles on to Acti9 iC60 RCBOs optimising asset management through real time monitoring and alarming of V, I, P, PF and loss of voltage



Part Reference	Type	Type of mounting
A9MEM1563	1PN	Bottom of RCBO

Acti9 iC60H Powertag wireless sensors

Rated at 63A it assembles on to Acti9 iC60 mcbs optimising asset management through real time monitoring and alarming of V, I, PF, kWh and loss of voltage



Part Reference	Type	Type of mounting
A9MEM1520	Acti9 Powertag 1PN	Top or bottom of mcb
A9MEM1521	Acti9 Powertag 1P+N	Top of mcb
A9MEM1522	Acti9 Powertag 1P+N	Bottom of mcb
A9MEM1540	Acti9 Powertag 3P Max 63A	Top or bottom of mcb
A9MEM1541	Acti9 Powertag 3P+N	Top of mcb
A9MEM1542	Acti9 Powertag 3P+N	Bottom of mcb

Acti9 Isobar Ready to Install Powertag extension kit

Compatible with all three phase distribution boards it contains an SiD Din Smartlink wireless concentrator, power and neutral reference terminals and Ethernet connection. It has wireless connectivity for up to 20 Powertag wireless energy sensors



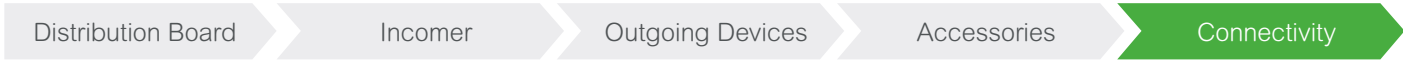
Part Reference	Description
A9PTGEXTNP	Wireless connectivity for up to 20 Powertag

Acti9 Isobar Ready to install Powertag retrofit side extension kit

Capable of retrofit adaptation to all Acti9 Isobar three phase distribution boards it contains an SiD Din Smartlink wireless concentrator, power and neutral reference terminals and Ethernet connection. It has wireless connectivity for up to 20 Powertag wireless energy sensors



Part Reference	Description
A9PTGRK	Wireless connectivity for up to 20 Powertag



Acti 9 Isobar and Isobar P Connected Products

Acti9 Isobar Ready to install Smartlink SiB extension kit

Optimise the operation of your installation, the Smartlink SiB provides Modbus or Ethernet/wireless connectivity to enable monitoring and control of multiple functions including metering, remote control, switching, and indication.

Compatible with all Acti9 Isobar and Isobar P three phase distribution boards it contains an SiB Bar Smartlink and power supply



SEA9XMSB11

Part Reference	Description
SEA9XMSB11	SiB Modbus
SEA9XMEA08	SiB Ethernet/Wireless

Acti9 Isobar three phase distribution board Powertag for incomers

Rated at 250A the Compact NSX Powertag wireless energy sensor assembles on to bottom of a 4P MCCB (100A to 250A) or switch disconnector (160A to 250A) optimising asset management through monitoring and alarming of V, I, P, PF and loss of voltage

Part Reference	Description
LV434021	4 Pole NSX MCCB Powertag

Acti9 Isobar distribution board SiD Din Smartlink

Compatible with all distribution boards, the SiD Din Smartlink wireless concentrator has wireless connectivity for up to 20 Powertag wireless energy sensors



A9XMWA20

Part Reference	Description
A9XMWA20	SiD Wireless concentrator

Product Specifications



Acti9 Isobar and Isobar P A type distribution boards

BS EN 61439-3 | IEC 61439-3

- Acti9 Isobar is a complete range of single phase distribution boards for commercial and industrial applications
- Standard distribution boards up to 27 ways
- Multi service distribution boards up to 21 ways
- Dual supply distribution boards up to 16 ways (Isobar only)
- Split load distribution boards up to 15 ways (Isobar only)
- Split metered distribution boards up to 28 ways
- Any outgoing way can be converted to switch the Neutral
- Fully type tested conditional short circuit rating of 16kA to BS EN 61439-3
- High performance MCB 10kA BS EN 60898 15kA BS EN 60947-2 in B, C or D curve single and double pole
- 125A busbar rating*
- Isobar disconnection to BS EN 60947-3 ensuring unused outgoing ways are isolated
- Option of switching outgoing neutral on all boards using distributed neutral kit
- Terminal block for feeding up to 100A
- Range of incomers: switch disconnectors, residual current devices, terminal blocks
- Single pole wire-less RCBO (Isobar P only)
- Single pole wired RCBO
- Full IP2X internal shrouding Isobar P only
- Full range of device accessories and auxiliaries
- Knockouts for cable gland and conduit mixed to suit the installation needs without loss of space
- Split metering options
- Connectivity with MCB and RCBO single phase wireless energy sensors

* For typical assembly configuration ratings (I_{nA}) with incomers fitted consult us



Main Characteristics Alternating current (AC) 50Hz		
withstand	110V	230/240V
Conditional	10kA	10kA

Technical data Standard, Multi service, Split load, Dual incomer, Split metered Acti9 Isobar

insulation voltage (Ui)	500V		500V	
Pollution degree	3		3	
Rated impulse withstand voltage (Uimp)	6kV		6kV	
Current rating (A*)	direct connection	125A	Terminal block	125A
	Switch disconnector	125A	Power switch	125A
	RCCB			
	sensitivites (mA)	30, 100, 300, 300TD, 100A		
Degree of protection (IEC 60529)	External IP3X			
	Internal IP2X			
Endurance (O-C) Isobar switch disconnector	3000			
Overvoltage category	IV			
Operating temperature*	-35 to +70°C			
Storage teperature	-40 to +80°C			
* For typical assembly configuration ratings (I_{nA}) with incomers fitted consult us				
Connections				
Rating	Tightening torque	Copper lugs	Cables bare	Device
125 amp	3.5Nm	■	50mm ²	DIN switch disconnector
125 amp	3.5Nm	■	50mm ²	Terminal block
100 amp	3.5Nm	■	35mm ²	RCCB

Acti9 Isobar and Isobar P B type distribution boards

BS EN 61439-3 | IEC 61439-3

- Acti9 Isobar is a complete range of three phase distribution boards for commercial and industrial applications
- Standard distribution boards up to 24 ways
- Meter ready distribution boards up to 24 ways
- Split metered distribution boards up to 22 ways
- Any outgoing way can be converted to switch the Neutral
- Fully type tested conditional short circuit rating of 25kA to BS EN 61439-3
- High performance MCB 10kA BS EN 60898 15kA BS EN 60947-2 in B, C or D curve 1, 2, 3, 4 pole
- 250A busbar rating*
- Isobar disconnection to BS EN 60947-3 ensuring unused outgoing ways are isolated
- Option of switching outgoing neutral on all boards using distributed neutral kit
- Terminal block for feeding up to 100A
- Range of incomers: switch disconnectors, residual

- current devices, terminal blocks, MCCB
 - Single pole wire-less RCBO (Isobar P only)
 - Single pole wired RCBO
 - Full IP2X internal shrouding Isobar P only
 - Full range of device accessories and auxiliaries
 - Knockouts for cable gland and conduit mixed to suit the installation needs without loss of space
 - Removable insulated pan assembly
 - Fully shrouded neutral
 - Split neutral bars
 - Removable gland plates
 - Optional metering, dual supply and contactor on incoming
 - Metered extension enclosures
 - Connectivity with MCB, RCBO and MCCB Powertag wireless energy sensors
- * For typical assembly configuration ratings (I_{nA}) with incomers fitted consult us



Alternating current (AC) 50Hz			
withstand	230/240V	400V	415V
Conditional	25kA	25kA	25kA
Unconditional	25kA/50ms	25kA/50ms	25kA/50ms
	17kA/200ms	17kA/200ms	17kA/200ms
Direct current (DC)			
	24V	48V	
Unconditional	25kA/50ms	25kA/50ms	

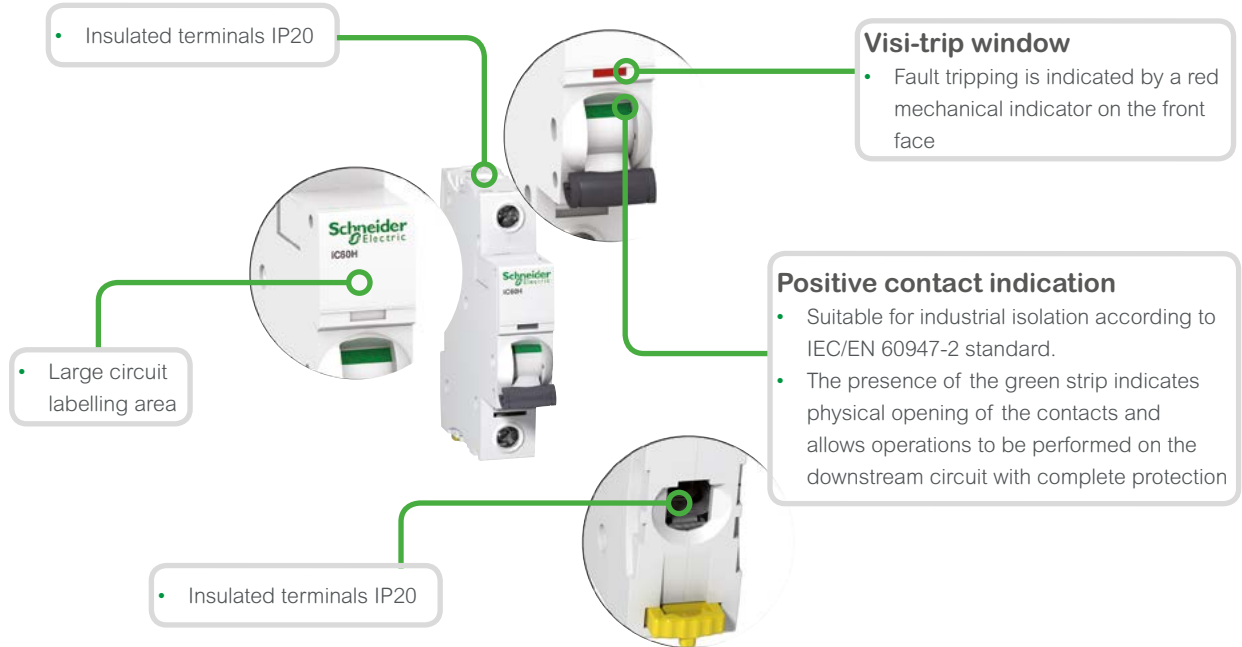
Technical data Standard, Meter ready, Split metered

Main characteristics		230/240V	400V	415V
Withstand	Conditional	25kA	25kA	25kA
	Unconditional	25kA/50ms	25kA/50ms	25kA/50ms
		17kA/200ms	17kA/200ms	17kA/200ms
Insulation voltage (Ui)		500VAC	500VAC	500VAC
Pollution degree		3	3	3
Rated impulse withstand voltage (Uimp)		6kV	6kV	6kV
Current rating (A*)	direct connection	125/250	6kV	6kV
	Switch disconnecter	125	DIN mounted Power switch	
		160-200-250	Interpact	
MCCB	100-160-200-225-250			
Degree of protection		External IP3X		
(IEC 60529)		Internal IP2X		
Endurance (O-C) Isobar switch disconnecter		3000		
Overvoltage category		IV		
Operating temperature*		-35 to +70°C		
Storage teperature		-40 to +80°C		
* For typical assembly configuration ratings (I_{nA}) with incomers fitted consult us				

Main characteristics Heavy Duty

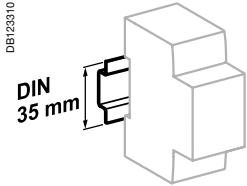
According to BE EN 61439-3		230/240V	400V	415V
Withstand	Conditional	25kA	25kA	25kA
	Unconditional	25kA/50ms	25kA/50ms	25kA/50ms
		17kA/200ms	17kA/200ms	17kA/200ms
Insulation voltage (Ui)		500VAC		
Pollution degree		3	3	3
Rated impulse withstand voltage (Uimp)		6kV		
Current rating (A*)		125A		
Degree of protection		External IP55		
(IEC 60529)		Internal IP20		
Endurance (O-C) Isobar switch disconnecter		3000		
Overvoltage category		IV		
Operating temperature*		-35 to +70°C		
Storage teperature		-40 to +80°C		
* For typical assembly configuration ratings (I_{nA}) with incomers fitted consult us				
Anti condensation measures should be taken if installed in an external location				

Acti9 iC60H circuit breakers (curve B, C, D)

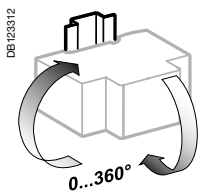


- Increased product service life thanks to:
- overvoltage resistance by high level of industrial performances conception (pollution degree, rated impulse withstand voltage and insulation voltage),
- high performance limitation (see limitation curves),
- fast closing independent of the speed of actuation of the toggle.
- Remote indication, open/closed/tripped, by optional auxiliary contacts.
- Top or bottom electrical feeding.

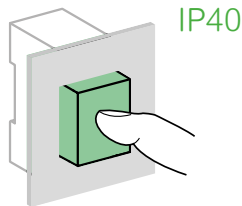
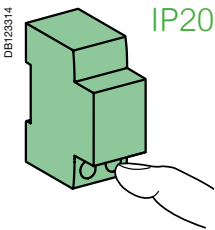
Acti9 iC60H circuit breakers (B, C, D)



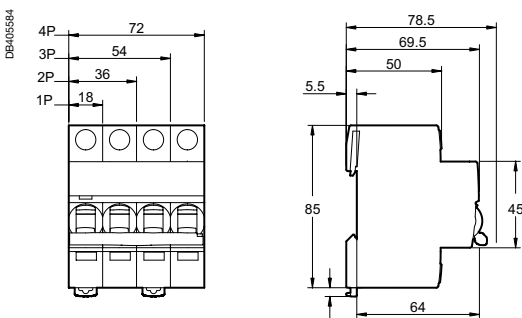
Clip on DIN rail 35 mm.



Indifferent position of installation.



Dimensions (mm)



Technical data

Main characteristics		
According to IEC/EN 60947-2		
Insulation voltage (Ui)		500 V AC
Pollution degree		3
Rated impulse withstand voltage (Uimp)		6 kV
Thermal tripping	Reference temperature	50°C
Magnetic tripping	B curve	4 In ± 20 %
	C curve	8 In ± 20 %
	D curve	12 In ± 20 %
Utilization category		A
According to IEC/EN 60898-1		
Limitation class		3
Rated making and breaking capacity of an individual pole (Icn1)		Icn1 = Icn
Additional characteristics		
Breaking capacity under 1 pole with IT 380-415 V isolated neutral system (case of double fault)	40 A	4 kA
	50/63 A	3 kA
Degree of protection (IEC 60529)	Device only	IP20
	Device in modular enclosure	IP40 Insulation class II
Endurance (O-C)	Electrical	10,000 cycles
	Mechanical	20,000 cycles
Overvoltage category (IEC 60364)		IV
Operating temperature		-35°C to +70°C
Storage temperature		-40°C to +85°C
Tropicalization (IEC 60068-1)		Treatment 2 (relative humidity 95 % to 55°C)

Weight (g)

Circuit-breaker	
Type	iC60H
1P	125
2P	250
3P	375
4P	500

Acti9 iC60H PoN RCBO 10, 30 and 100 mA

IEC 61009-1, IEC 61009-2-2, BS EN 61009-1

- The single-phase iC60H RCBO's self-contained residual current device carries out complete protection of final circuits:
- protection against short-circuits and cable overloads
- protection of persons against electric shock by direct contact (10, 30 mA sensitivities),
- protection of persons against electric shock by indirect contact (100 mA sensitivity),
- protection of equipment against fires set by leakage currents (100 mA sensitivity).
- The neutral is not interrupted when the device is tripped. Hence iC60H RCBO can be used on most circuits, except for the ones operating under TT or IT earthing systems.

Alternating current (AC) 50/60 Hz	
Breaking capacity (Icn) according to IEC 61009-1	
	Voltage (Ue)
Ph/N	240 V
Rating (In)	6 to 45 A
	10000 A

Technical data

Main characteristics	iC60H PON RCBO
Insulation voltage (Ui)	400 V AC
Rated impulse withstand voltage (Uimp)	4 kV
Rated residual operating current (IΔn)	10, 30, 100 mA
Thermal tripping Reference temperature	50°C
Limitation class	3
Surge current withstand (8/20 μs) without tripping	250 A
Rated nominal breaking capacity (Icn)	10,000 A
Phase/earth rated residual breaking and making capacity (IΔm)	7,500 A

Additional characteristics	
Plug-on functional earth and neutral connection	
Degree of protection	Device only IP20
	Device in modular enclosure IP40
Endurance (O-C)	Electrical 5,000 cycles
	Mechanical 20,000 cycles
Operating temperature	-15°C to +60°C
Storage temperature	-40°C to +85°C
Tropicalization	Treatment 2 (relative humidity: 95 % at 55°C)



Insulated terminals IP20

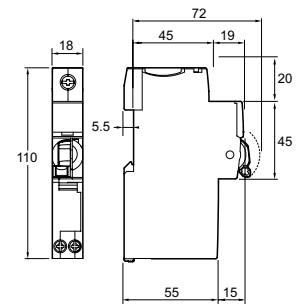
Visi-Trip Window
Fault tripping is indicated by a red mechanical indicator on the front face



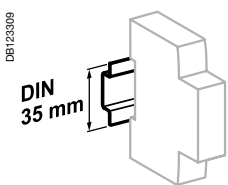
Positive contact indication
The presence of the green strip indicates physical opening of the contacts and allows operations to be performed on the downstream circuit with complete protection

Test push-button

Dimensions (mm)

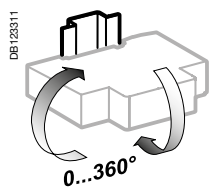


iC60H RCBO

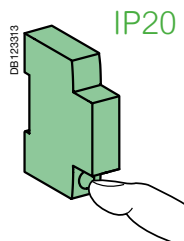


DIN 35 mm

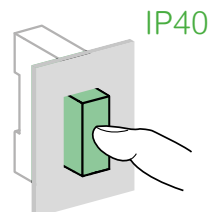
Clip on DIN rail 35 mm.



Indifferent position of installation.



IP20



IP40

Weight (g)

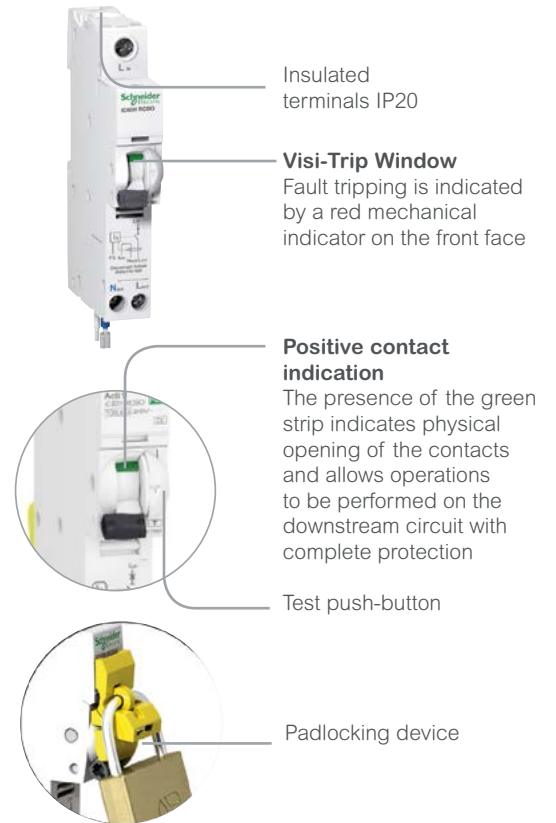
iC60 RCBO	
iC60H PoN RCBO	156

Acti9 iC60H RCBO 10, 30 and 100 mA

IEC 61009-1, IEC 61009-2-2, BS EN 61009-1

- The single-phase iC60H RCBO's self-contained residual current device carries out complete protection of final circuits:
- protection against short-circuits and cable overloads
- protection of persons against electric shock by direct contact (10, 30 mA sensitivities),
- protection of persons against electric shock by indirect contact (100 mA sensitivity),
- protection of equipment against fires set by leakage currents (100 mA sensitivity).
- The neutral is not interrupted when the device is tripped. Hence iC60H RCBO can be used on most circuits, except for the ones operating under TT or IT earthing systems when the neutral needs to be isolated.
- Increased product service life thanks to fast closing independent of the speed of actuation of the toggle.
- Remote indication, open/closed/tripped, by optional auxiliary contacts.

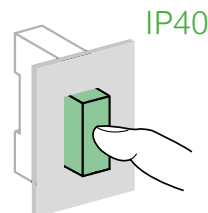
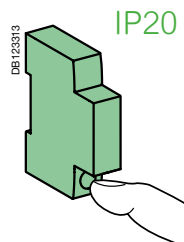
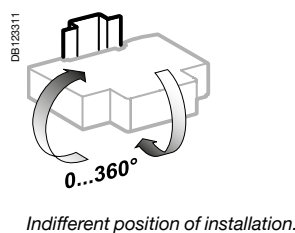
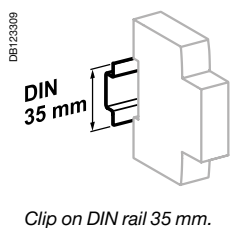
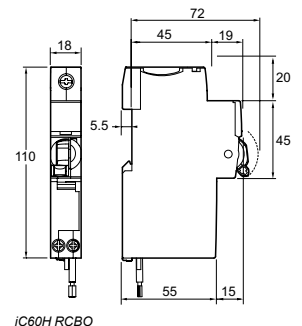
Alternating current (AC) 50/60 Hz		
Breaking capacity (Icn) according to IEC 61009-1		
Ph/N	Voltage (Ue)	
	110 V	240 V
Rating (In)	6 to 45 A	10000 A
	10000 A	10000 A



Technical data

Main characteristics		iC60H RCBO
Insulation voltage (Ui)		400 V AC
Rated impulse withstand voltage (Uimp)		4 kV
Rated residual operating current (IΔn)		10, 30, 100 mA
Thermal tripping	Reference temperature	50°C
Limitation class		3
Surge current withstand (8/20 μs) without tripping		250 A
Rated nominal breaking capacity (Icn)		10,000 A
Phase/earth rated residual breaking and making capacity (IΔm)		7,500 A
Additional characteristics		
Degree of protection	Device only	IP20
	Device in modular enclosure	IP40
Endurance (O-C)	Electrical	5,000 cycles
	Mechanical	20,000 cycles
Operating temperature		-15°C to +60°C
Storage temperature		-40°C to +85°C
Tropicalization		Treatment 2 (relative humidity: 95 % at 55°C)

Dimensions (mm)



Weight (g)

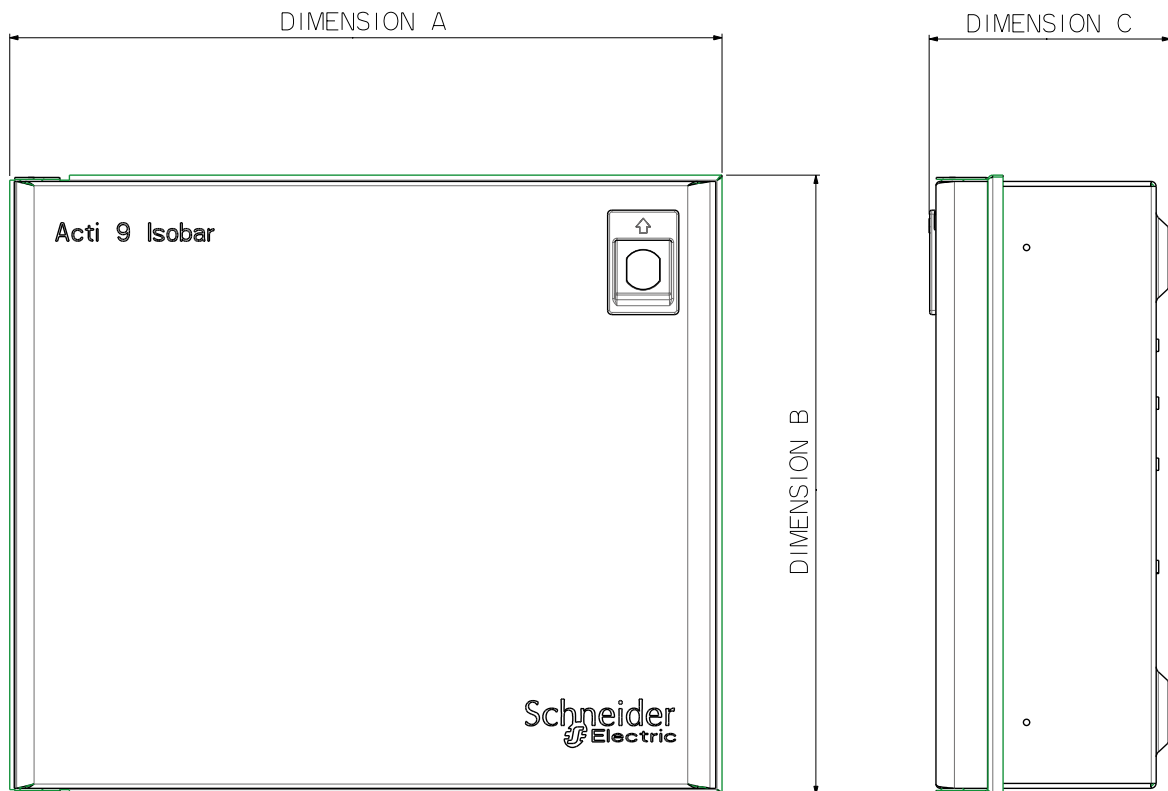
iC60 RCBO	
iC60H RCBO	205

Dimensions and weights

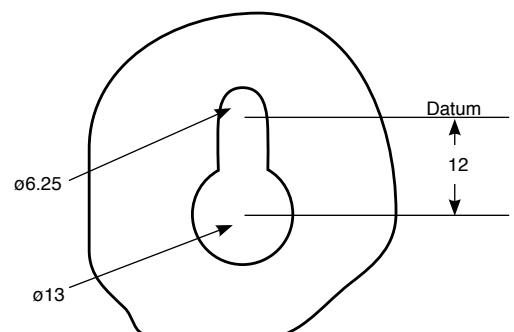


Acti9 Isobar A type distribution boards

Part number	A	B	C	Weight
SEA9AN2, SEA9APN2	200	300	117	1.8Kg
SEA9AN6, SEA9APN6	273	300	117	2.5Kg
SEA9AN10, SEA9AN26DS, SEA9APN10	345	300	117	3.0Kg
SEA9AN14, SEA9AN56SL, SEA9AN66DS, SEA9AN616MS, SEA9AN108MS, SEA9APN14, SEA9APN616MS, SEA9APN108MS	417	300	117	4.8Kg
SEA9AN18, SEA9AN6S6, SEA9AN510SL, SEA9AN96SL, SEA9AN106DS, SEA9AN624MS, SEA9AN1016MS, SEA9AN148MS, SEA9APN18, SEA9APN6S6, SEA9APN624MS, SEA9APN1016MS, SEA9APN148MS	489	300	117	5.7Kg
SEA9AN27, SEA9AN10S10, SEA9AN1432MS, SEA9APN27, SEA9APN10S10, SEA9APN1432MS	417	530	117	8.9Kg
SEA9AN14S14, SEA9APN14S14	470	700	140	8.9Kg

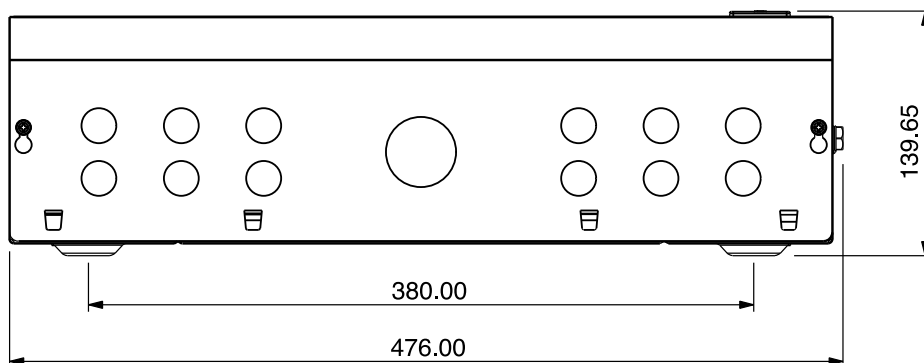
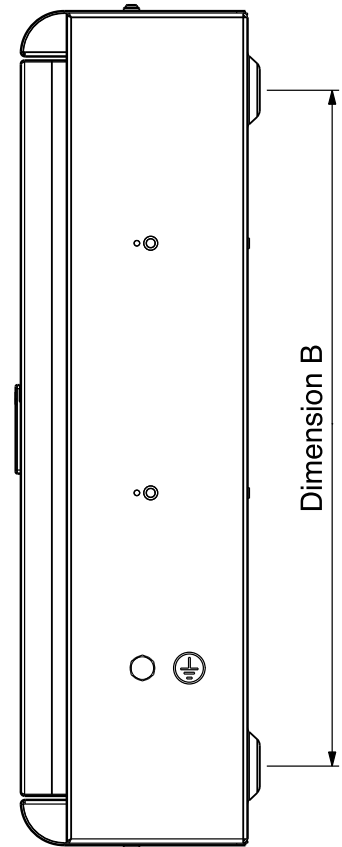
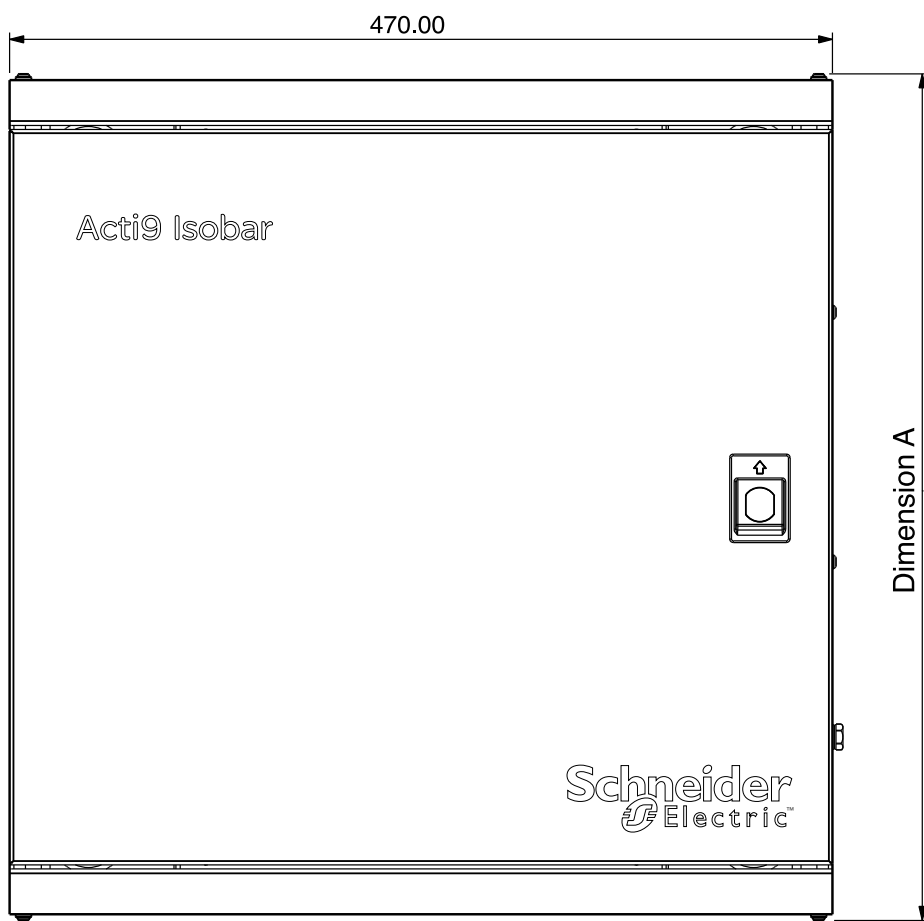


Key hole slot dimensions



Acti9 Isobar B type distribution boards

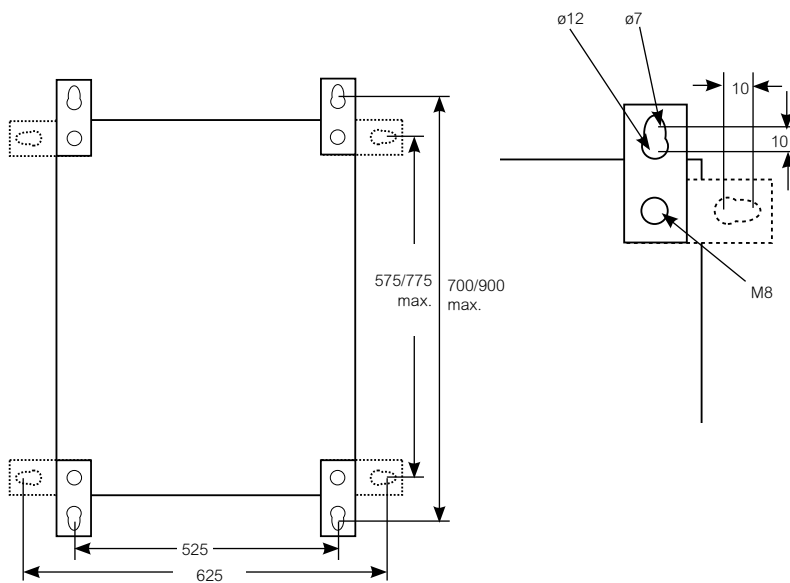
Part number	A	B	Weight
SEA9BN4, SEA9BN6, SEA9BN6M, SEA9BPN4, SEA9BPN6, SEA9BPN6M	484	386	10.5Kg
SEA9BN8, SEA9BN8M, SEA9BPN8, SEA9BPN8M	538	440	11.0Kg
SEA9BN12, SEA9BN12M, SEA9BPN12, SEA9BPN12M	700	602	13.5Kg
SEA9BN16, SEA9BN16M, SEA9BPN16, SEA9BPN16M	808	710	16.0Kg
SEA9BN18, SEA9BN18M, SEA9BPN18, SEA9BPN18M	862	764	16.2Kg
SEA9BN24, SEA9BN24M, SEA9BPN24, SEA9BPN24M	1024	926	22.0Kg



Heavy duty distribution board (125A)

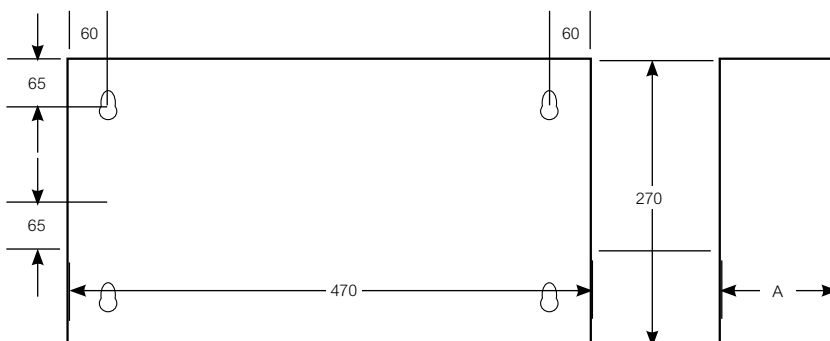
Part number	Number of	Dimensions (mm)			Weight
		Height	Width	Depth	
SEA9BN6HDGK/G-R, SEA9BPN6HDGK/G-R	6	650	600	290*	32.4Kg
SEA9BN8HDGK/G-R, SEA9BPN8HDGK/G-R	8	650	600	290*	32.9Kg
SEA9BN12HDGK/G-R, SEA9BPN12HDGK/G-R	12	850	600	290*	40.1Kg
SEA9BN16HDGK/G-R, SEA9BPN16HDGK/G-R	16	850	600	290*	41.4Kg

* Denotes the maximum depth dimensions with key fitted.



B board extension box enclosures	
Part number	A
SEA9BNEXN	124
SEA9BNEX034N	140
SEA9BNKWH	124
SEA9BNEXA14N	140
SEA9BN100CCI	140
SEA9NDSI	124

* Not compatible with HDGR and HDGK Heavy duty distribution board



B Board Metering

Dual Metering Extension Enclosure

Part number	Dimensions (mm)			Weight
	Height	Width	Depth	
SEA9BNDM160SD	745	1147	139	22 Kg
SEA9BNDM200SD	745	1147	139	22 Kg
SEA9BNDM250SD	745	1147	139	22 Kg
SEA9BNDM160M	745	1147	139	22 Kg
SEA9BNDM200M	745	1147	139	22 Kg
SEA9BNDM250M	745	1147	139	22 Kg

Split Metered Distribution Boards

Part number	Dimensions (mm)			Weight
	Height	Width	Depth	
SEA9BPN1258S8	1294	470	139	28 Kg
SEA9BPN12514S8	1294	470	139	28 Kg
SEA9BPN12516S6	1294	470	139	28 Kg
SEA9BPN12518S4	1294	470	139	28 Kg
SEA9BN1256S8	1294	470	139	28 Kg
SEA9BN12512S8	1294	470	139	28 Kg
SEA9BN12514S6	1294	470	139	28 Kg
SEA9BN12516S4	1294	470	139	28 Kg
SEA9BPN2508S8	1694	470	139	32 Kg
SEA9BPN25014S8	1694	470	139	32 Kg
SEA9BPN25016S6	1694	470	139	32 Kg
SEA9BPN25018S4	1694	470	139	32 Kg
SEA9BN2506S8	1694	470	139	32 Kg
SEA9BN25012S8	1694	470	139	32 Kg
SEA9BN25014S6	1694	470	139	32 Kg
SEA9BN25016S4	1694	470	139	32 Kg

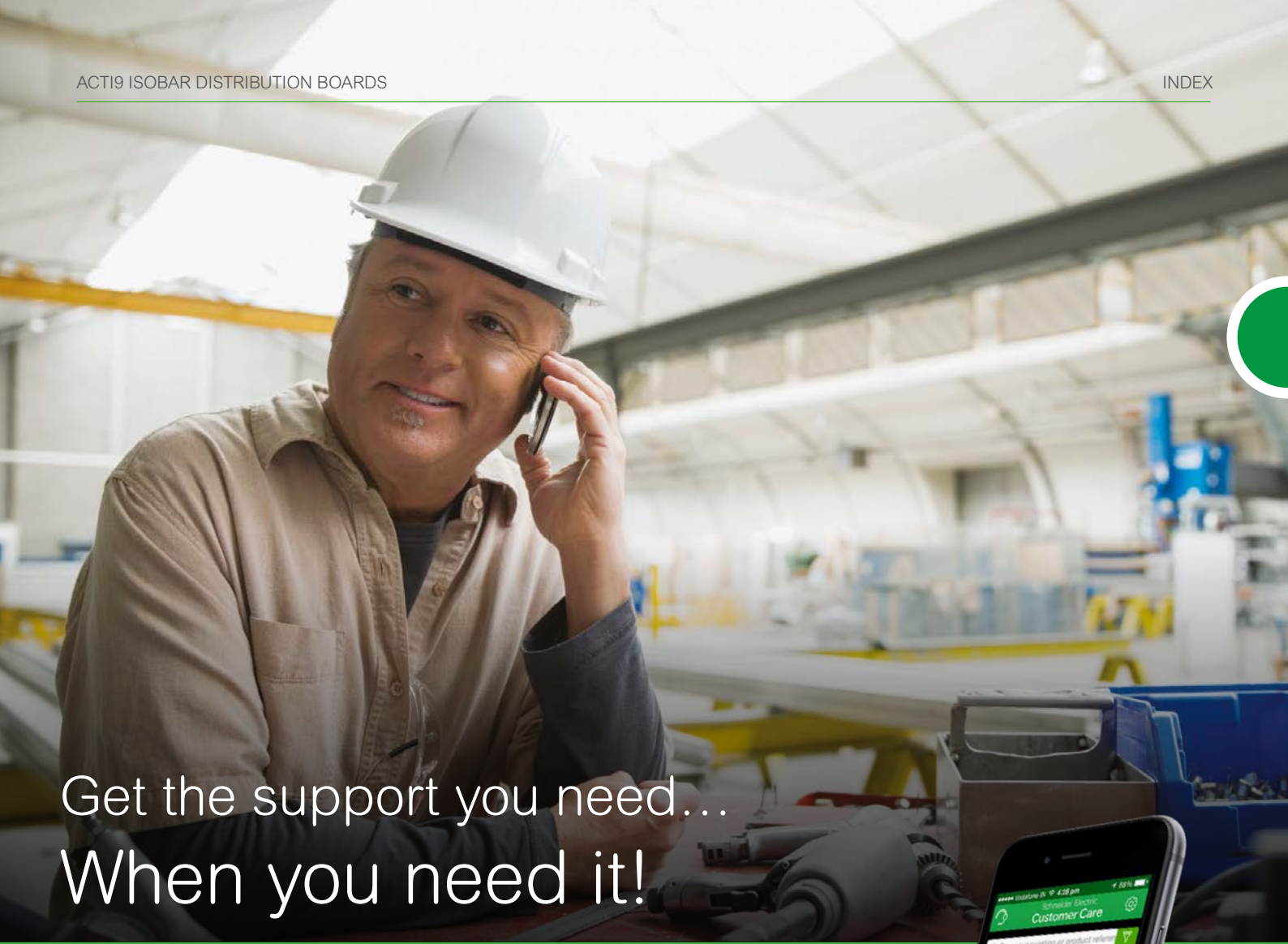
Index

Index

Reference	PG	Reference	PG	Reference	PG	Reference	PG	Reference	PG
A9D01806	16, 29	A9D56806	16, 29	A9F53463	28	A9F55125	15, 28	A9R44463	25
A9D01810	16, 29	A9D56810	16, 29	A9F54101	15, 28	A9F55132	15, 28	A9XMWA20	34
A9D01816	16, 29	A9D56816	16, 29	A9F54102	15, 28	A9F55140	15, 28	LV434021	34
A9D01820	16, 29	A9D56820	16, 29	A9F54104	15, 28	A9F55150	15, 28	SEA91252	14
A9D01825	16, 29	A9D56825	16, 29	A9F54106	15, 28	A9F55163	15, 28	SEA91253N	25
A9D01832	16, 29	A9D56832	16, 29	A9F54110	15, 28	A9F55201	15, 28	SEA91254	25
A9D01840	16, 29	A9D56840	16, 29	A9F54116	15, 28	A9F55202	15, 28	SEA9P125SPKIT	31
A9D01845	16, 29	A9D56845	16, 29	A9F54120	15, 28	A9F55204	15, 28	SEA9250SPEV	31
A9D05806	16, 29	A9F53101	15, 28	A9F54125	15, 28	A9F55206	15, 28	SEA9AN10	12
A9D05810	16, 29	A9F53102	15, 28	A9F54132	15, 28	A9F55210	15, 28	SEA9AN1016MS	13
A9D05816	16, 29	A9F53103	15, 28	A9F54140	15, 28	A9F55216	15, 28	SEA9AN106DS	13
A9D05820	16, 29	A9F53104	15, 28	A9F54150	15, 28	A9F55220	15, 28	SEA9AN108MS	13
A9D05825	16, 29	A9F53106	15, 28	A9F54163	15, 28	A9F55225	15, 28	SEA9AN10C	19
A9D05832	16, 29	A9F53110	15, 28	A9F54201	15, 28	A9F55232	15, 28	SEA9AN10FK	19
A9D05840	16, 29	A9F53116	15, 28	A9F54202	15, 28	A9F55240	15, 28	SEA9AN10S10	13
A9D05845	16, 29	A9F53120	15, 28	A9F54204	15, 28	A9F55250	15, 28	SEA9AN14	12
A9D06806	16, 29	A9F53125	15, 28	A9F54206	15, 28	A9F55263	15, 28	SEA9AN1432MS	13
A9D06810	16, 29	A9F53132	15, 28	A9F54210	15, 28	A9F55301	28	SEA9AN148MS	13
A9D06816	16, 29	A9F53140	15, 28	A9F54216	15, 28	A9F55302	28	SEA9AN14C	19
A9D06820	16, 29	A9F53150	15, 28	A9F54220	15, 28	A9F55304	28	SEA9AN14FK	19
A9D06825	16, 29	A9F53163	15, 28	A9F54225	15, 28	A9F55306	28	SEA9AN14S14	13
A9D06832	16, 29	A9F53201	15, 28	A9F54232	15, 28	A9F55310	28	SEA9AN18	12
A9D06840	16, 29	A9F53202	15, 28	A9F54240	15, 28	A9F55316	28	SEA9AN18C	19
A9D06845	16, 29	A9F53204	15, 28	A9F54250	15, 28	A9F55320	28	SEA9AN18FK	19
A9D10806	17, 30	A9F53206	15, 28	A9F54263	15, 28	A9F55325	28	SEA9AN2	12
A9D10810	17, 30	A9F53210	15, 28	A9F54301	28	A9F55332	28	SEA9AN26DS	13
A9D10816	17, 30	A9F53216	15, 28	A9F54302	28	A9F55340	28	SEA9AN27	12
A9D10820	17, 30	A9F53220	15, 28	A9F54304	28	A9F55350	28	SEA9AN27C	19
A9D10825	17, 30	A9F53225	15, 28	A9F54306	28	A9F55363	28	SEA9AN510SL	13
A9D10832	17, 30	A9F53232	15, 28	A9F54310	28	A9F55401	28	SEA9AN56SL	13
A9D10840	17, 30	A9F53240	15, 28	A9F54316	28	A9F55402	28	SEA9AN6	12
A9D10845	17, 30	A9F53250	15, 28	A9F54320	28	A9F55404	28	SEA9AN616MS	13
A9D11806	17, 30	A9F53263	15, 28	A9F54325	28	A9F55406	28	SEA9AN624MS	13
A9D11810	17, 30	A9F53301	28	A9F54332	28	A9F55410	28	SEA9AN66DS	13
A9D11816	17, 30	A9F53302	28	A9F54340	28	A9F55416	28	SEA9AN6C	19
A9D11820	17, 30	A9F53304	28	A9F54350	28	A9F55420	28	SEA9AN6FK	19
A9D11825	17, 30	A9F53306	28	A9F54363	28	A9F55425	28	SEA9AN6S6	13
A9D11832	17, 30	A9F53310	28	A9F54401	28	A9F55432	28	SEA9AN96SL	13
A9D11840	17, 30	A9F53316	28	A9F54402	28	A9F55440	28	SEA9ANWL	19
A9D11845	17, 30	A9F53320	28	A9F54404	28	A9F55450	28	SEA9APN10	12
A9D12806	17, 30	A9F53325	28	A9F54406	28	A9F55463	28	SEA9APN1016MS	12
A9D12810	17, 30	A9F53332	28	A9F54410	28	A9MEM1520	33	SEA9APN108MS	12
A9D12816	17, 30	A9F53340	28	A9F54416	28	A9MEM1521	33	SEA9APN10S10	13
A9D12820	17, 30	A9F53350	28	A9F54420	28	A9MEM1522	33	SEA9APN14	12
A9D12825	17, 30	A9F53363	28	A9F54425	28	A9MEM1540	33	SEA9APN1432MS	12
A9D12832	17, 30	A9F53401	28	A9F54432	28	A9MEM1541	33	SEA9APN148MS	12
A9D12840	17, 30	A9F53402	28	A9F54440	28	A9MEM1542	33	SEA9APN14S14	13
A9D12845	17, 30	A9F53404	28	A9F54450	28	A9MEM1563	33	SEA9APN18	12
A9D31806	17, 30	A9F53406	28	A9F54463	28	A9PTGEXTNP	33	SEA9APN2	12
A9D31810	17, 30	A9F53410	28	A9F55101	15, 28	A9PTGRK	33	SEA9APN27	12
A9D31816	17, 30	A9F53416	28	A9F55102	15, 28	A9R11480	25	SEA9APN6	12
A9D31820	17, 30	A9F53420	28	A9F55104	15, 28	A9R12463	25	SEA9APN616MS	12
A9D31825	17, 30	A9F53425	28	A9F55106	15, 28	A9R14491	25	SEA9APN624MS	12
A9D31832	17, 30	A9F53432	28	A9F55110	15, 28	A9R15463	25	SEA9APN6S6	13
A9D31840	17, 30	A9F53440	28	A9F55116	15, 28	A9R15491	25	SEA9BGPEXN	31
A9D31845	17, 30	A9F53450	28	A9F55120	15, 28	A9R41463	25	SEA9BL	19

Index

Reference	PG	Reference	PG	Reference	PG	Reference	PG
SEA9BL	31	SEA9BNDSI	46	SEA9NB4	31		
SEA9BN100CCI	26	SEA9BNEX034N	32, 46	SEA9NB6	31		
SEA9BN100CCI	46	SEA9BNEXA14N	32, 46	SEA9NB8	31		
SEA9BN12	22	SEA9BNEXN	32, 46	SEA9NCB1604SM	27		
SEA9BN12512S8	23	SEA9BNKWH	23, 46	SEA9NCB2004SM	27		
SEA9BN12512S8	47	SEA9BNKWHP	23	SEA9NCB2504SM	27		
SEA9BN12514S6	23	SEA9BNMETE	23	SEA9NDSI	26		
SEA9BN12514S6	47	SEA9BNSJKN	31	SEA9NEK1	31		
SEA9BN12516S4	23	SEA9BNTJKA	31	SEA9NEK2	31		
SEA9BN12516S4	47	SEA9BNTJKB	31	SEA9NEK3	31		
SEA9BN1256S8	23	SEA9BNTJKN	31	SEA9NI1604SM	27		
SEA9BN1256S8	47	SEA9BNWL	31	SEA9NI2004SM	27		
SEA9BN12HDGK	24	SEA9BP	19, 31	SEA9NI2504SM	27		
SEA9BN12M	22	SEA9BP25	19, 31	SEA9NKIT	19, 31		
SEA9BN12SXP	32	SEA9BP3	19, 31	SEA9PD	19, 31		
SEA9BN12SXS	32	SEA9BPN12	22	SEA9PNCB1004	25		
SEA9BN16	22	SEA9BPN12514S8	23, 47	SEA9PNCB1604	25		
SEA9BN16HDGK	24	SEA9BPN12516S6	23, 47	SEA9PNCB2004	25		
SEA9BN16M	22	SEA9BPN12518S4	23, 47	SEA9PNCB2504	25		
SEA9BN16SXP	32	SEA9BPN1258S8	23, 47	SEA9PNI1603	25		
SEA9BN16SXS	32	SEA9BPN12HDGR	24	SEA9PNI1604	25		
SEA9BN18	22	SEA9BPN12M	22	SEA9PNI160RCCB	26		
SEA9BN18M	22	SEA9BPN16	22	SEA9PNI2003	25		
SEA9BN24	22	SEA9BPN16HDGR	24	SEA9PNI2004	25		
SEA9BN24M	22	SEA9BPN16M	22	SEA9PNI2254	25		
SEA9BN24SXP	32	SEA9BPN18	22	SEA9PNI2503	25		
SEA9BN24SXS	32	SEA9BPN18M	22	SEA9PNI2504	25		
SEA9BN25012S8	24, 47	SEA9BPN24	22	SEA9PNTB2504	26		
SEA9BN25012S8		SEA9BPN24M	22	SEA9PTB1254	26		
SEA9BN25014S6	24, 47	SEA9BPN25014S8	24, 47	SEA9R11280	14		
SEA9BN25016S4	24, 47	SEA9BPN25016S6	24, 47	SEA9R11291	14		
SEA9BN2506S8	24, 47	SEA9BPN25018S4	24, 47	SEA9R12263	14		
SEA9BN3110	23	SEA9BPN2508S8	24, 47	SEA9R12280	14		
SEA9BN3155	23	SEA9BPN4	22	SEA9R12291	14		
SEA9BN3210	23	SEA9BPN6	22	SEA9R14280	14		
SEA9BN3255	23	SEA9BPN6HDGR	24	SEA9R14291	14		
SEA9BN4	22	SEA9BPN6M	22	SEA9R15280	14		
SEA9BN4SXP	32	SEA9BPN8	22	SEA9R15291	14		
SEA9BN4SXS	32	SEA9BPN8HDGR	24	SEA9R41263	14		
SEA9BN6	22	SEA9BPN8M	22	SEA9R44263	14		
SEA9BN63SPL	31	SEA9DE16	19	SEA9TB1001	19, 31		
SEA9BN6HDGK	24	SEA9DE24	19	SEA9TB1252	14		
SEA9BN6M	22	SEA9DE32	19	SEA9XMEA08	34		
SEA9BN8	22	SEA9DE40	19	SEA9XMSB11	34		
SEA9BN8HDGK	24	SEA9DE64	19	SELACK	31		
SEA9BN8M	22	SEA9FCF	31	SELADK	31		
SEA9BN8SXP	32	SEA9ISOKEY	31				
SEA9BN8SXS	32	SEA9LA	31				
SEA9BNBCE25	31	SEA9NA10	19				
SEA9BNC	31	SEA9NA14	19				
SEA9BNDM160M	27, 47	SEA9NA18	19				
SEA9BNDM160SD	26, 47	SEA9NA27	19				
SEA9BNDM200M	27, 47	SEA9NA6	19				
SEA9BNDM200SD	26, 47	SEA9NB12	31				
SEA9BNDM250M	27, 47	SEA9NB16	31				
SEA9BNDM250SD	26, 47	SEA9NB24	31				



Get the support you need... When you need it!

Our Customer Care app provides 24/7, immediate access to technical and support information;

- > Browse FAQs for instant answers
- > Search product references and download datasheets
- > Register your product for additional benefits
- > Browse MySE for delivery and price updates *

Connect to Schneider Electric

If you cannot find what you need, you can also access phone or email support directly via the Customer Care App.



Download the app today,
Search 'Schneider Care' on your app store



About Schneider Electric

Schneider Electric is leading the Digital Transformation of Energy Management and Automation in Homes, Buildings, Data Centers, Infrastructure and Industries.

With global presence in over 100 countries, Schneider is the undisputable leader in Power Management – Medium Voltage, Low Voltage and Secure Power, and in Automation Systems. We provide integrated efficiency solutions, combining energy, automation and software.

In our global Ecosystem, we collaborate with the largest Partner, Integrator and Developer Community on our Open Platform to deliver real-time control and operational efficiency.

We believe that great people and partners make Schneider a great company and that our commitment to Innovation, Diversity and Sustainability ensures that Life Is On everywhere, for everyone and at every moment. www.schneider-electric.com

Schneider Electric

United Kingdom
Stafford Park 5,
Telford
Shropshire
TF3 3BL
Tel: 0870 608 8 608
Fax: 0870 608 8 606

Ireland
Head office, Block A
Maynooth Business Campus
Maynooth, Co. Kildare
W23 Y7X0
Tel: 1 800 805 800
Fax: (01) 601 2201

www.schneider-electric.co.uk

www.schneider-electric.ie

April 2018
SE10363

©2018 Schneider Electric. All Rights Reserved.
All trademarks are owned by Schneider Electric Industries SAS or its affiliated companies.

This document has been
printed on recycled paper

