

## XPEB511

single foot switch - IP66 - with cover - plastic - blue -  
2 NC + 2 NO



### Main

Range of product	Harmony XPE
Product or component type	Foot switch
Material	Plastic
Foot switch type	Single foot switch
Device short name	XPEB
Protective cover	With
Trigger mechanism	With trigger mechanism
Contacts operation	1 step
Contacts type and composition	2 NC + 2 NO
Colour	Blue

### Complementary

Positive opening	With conforming to EN/IEC 60947-5-1 appendix K
Connections - terminals	Screw clamp terminal: $\leq 1 \times 2.5 \text{ mm}^2$ with or without cable end Screw clamp terminal: $\leq 2 \times 1.5 \text{ mm}^2$ with or without cable end
Mechanical durability	10000000 cycles
[Ie] rated operational current	3 A, 240 V, AC-15, A300 0.27 A, 250 V, DC-13, Q300 conforming to EN/IEC 60947-5-1 appendix A
[Ui] rated insulation voltage	500 V, degree of pollution: 3 conforming to EN/IEC 60947-1 500 V, degree of pollution: 3 conforming to NF C 20-040 group C 500 V, degree of pollution: 3 conforming to VDE 0110 group C 300 V conforming to UL 508 300 V conforming to CSA C22.2 No 14
[Uimp] rated impulse withstand voltage	6 kV conforming to EN/IEC 60947-1
Resistance across terminals	$\leq 25 \text{ MOhm}$ conforming to IEC 60255-7 category 3 $\leq 25 \text{ MOhm}$ conforming to NF C 93-050 method A
Short circuit protection	10 A by cartridge fuse type gG conforming to EN/IEC 60947-5-1 10 A by cartridge fuse type gG conforming to VDE 0660-200
Operational power in W	10 W DC-13, operating rate: 60 cyc/mn, 5000000 cycles, 24 V, load factor: 0.5 conforming to EN/IEC 60947-5-1 appendix C 4 W DC-13, operating rate: 60 cyc/mn, 5000000 cycles, 120 V, load factor: 0.5 conforming to EN/IEC 60947-5-1 appendix C 7 W DC-13, operating rate: 60 cyc/mn, 5000000 cycles, 48 V, load factor: 0.5 conforming to EN/IEC 60947-5-1 appendix C
Product weight	0.7 kg

### Environment

Standards	NF E 09-031
Product certifications	CSA UL
Protective treatment	TH
Ambient air temperature for operation	-25...70 °C
Ambient air temperature for storage	-40...70 °C
Vibration resistance	5 gn ( $f = 10...500 \text{ Hz}$ ) conforming to IEC 60068-2-6
Shock resistance	30 gn conforming to IEC 60068-2-27
Class of protection against electric shock	Class II conforming to EN/IEC 61140 Class II conforming to NF C 20-030
IP degree of protection	IP66 conforming to IEC 60529

## Contractual warranty

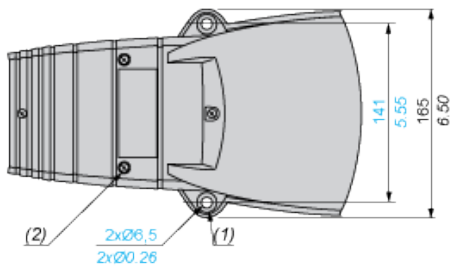
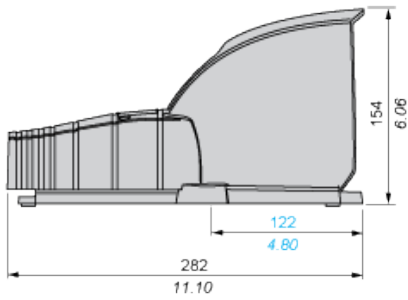
Period

18 months

## Plastic Foot Switch with Protective Cover

### Dimensions

mm  
in.



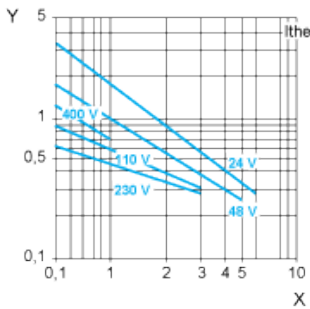
- (1)  $\varnothing$  16 x 4 counterbored hole.
- (2) 4 cover fixing screws: stainless steel. Tightening torque: 1 N.m.

### Electrical Durability of Contacts

#### AC-15 Utilization Category

Operating rate: 3600 operating cycles/hour. Load factor: 0.5.

Inductive circuit:



- X Current in A
- Y Millions of operating cycles

#### DC-13 Utilization Category

Refer to the product characteristic "Operational power in W".