

ZB4BVG5

orange light block with body/fixing collar
integral LED 110...120V

Main

| | |
|-------------------------------|--|
| Commercial Status | Commercialised |
| Range of product | Harmony XB4 |
| Product or component type | Complete body/light block assembly |
| Device short name | ZB4 |
| Fixing collar material | Zamak |
| Sale per indivisible quantity | 1 |
| Connections - terminals | Screw clamp terminals: $\geq 1 \times 0.22 \text{ mm}^2$ without cable end Screw clamp terminals: $\leq 2 \times 1.5 \text{ mm}^2$ with cable end |
| Light source | Protected LED |
| Bulb base | Integral LED |
| Light source colour | Orange |
| [Us] rated supply voltage | 110...120 V AC, 50/60 Hz |

Complementary

| | |
|--|---|
| CAD overall width | 30 mm |
| CAD overall height | 47 mm |
| CAD overall depth | 37 mm |
| Terminals description ISO n°1 | (X1-X2)PL |
| Product weight | 0.054 kg |
| Tightening torque | 0.8...1.2 N.m conforming to EN 60947-1 |
| Shape of screw head | Slotted head compatible with flat $\varnothing 5.5 \text{ mm}$ screwdriver Slotted head compatible with flat $\varnothing 4 \text{ mm}$ screwdriver Cross head compatible with pozidriv No 1 screwdriver Cross head compatible with Philips no 1 screwdriver |
| [Ui] rated insulation voltage | 600 V (degree of pollution: 3) conforming to EN 60947-1 |
| [Uimp] rated impulse withstand voltage | 6 kV conforming to EN 60947-1 |
| Signalling type | Steady |
| Current consumption | 14 mA |
| Service life | 100000 h at rated voltage and 25 °C |
| Surge withstand | 1 kV conforming to IEC 61000-4-5 |

Environment

| | |
|--|---|
| Protective treatment | TH |
| Ambient air temperature for storage | -40...70 °C |
| Ambient air temperature for operation | -25...70 °C |
| Class of protection against electric shock | Class I conforming to IEC 60536 |
| Standards | CSA C22-2 No 14 EN/IEC 60947-1 EN/IEC 60947-5-1 EN/IEC 60947-5-4 EN/IEC 60947-5-5 JIS C 4520 UL 508 |

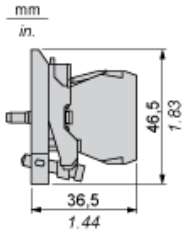
The information provided in this documentation contains general descriptions and/or technical characteristics of the performance of the products contained herein. This documentation is not intended as a substitute for and is not to be used for determining suitability or reliability of these products for specific user applications. It is the duty of any such user or integrator to perform the appropriate and complete risk analysis, evaluation and testing of the products with respect to the relevant specific application or use thereof. Neither Schneider Electric Industries SAS nor any of its affiliates or subsidiaries shall be responsible or liable for misuse of the information contained herein.

| | |
|---------------------------------------|--|
| Product certifications | BV CSA DNV GL LROS (Lloyds register of shipping) RINA UL listed |
| Vibration resistance | 5 gn (f = 2...500 Hz) conforming to IEC 60068-2-6 |
| Shock resistance | 50 gn for 11 ms half sine wave acceleration conforming to IEC 60068-2-27 30 gn for 18 ms half sine wave acceleration conforming to IEC 60068-2-27 |
| Resistance to fast transients | 2 kV conforming to IEC 61000-4-4 |
| Resistance to electromagnetic fields | 10 V/m conforming to IEC 61000-4-3 |
| Resistance to electrostatic discharge | 8 kV in free air (in insulating parts) conforming to IEC 61000-2-6 6 kV on contact (on metal parts) conforming to IEC 61000-2-6 |
| Electromagnetic emission | Class B conforming to IEC 55011 |

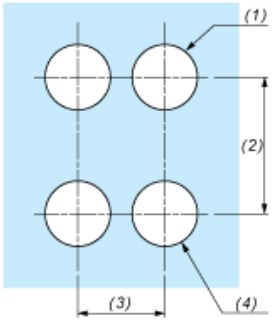
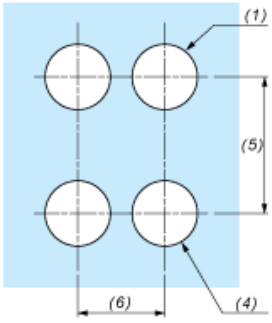
Contractual warranty

| | |
|--------|-----------|
| Period | 18 months |
|--------|-----------|

Dimensions



Panel Cut-out for Pushbuttons, Switches and Pilot Lights (Finished Holes, Ready for Installation)

| Connection by Screw Clamp Terminals or Plug-in Connectors or on Printed Circuit Board | Connection by Faston Connectors |
|---|--|
|  |  |
| <p>(1) Diameter on finished panel or support (2) 40 mm min. / 1.57 in. min. (3) 30 mm min. / 1.18 in. min. (4) $\varnothing 22.5 \text{ mm} / 0.89 \text{ in. recommended } (\varnothing 22.3 \text{ mm }_0^{+0.4} / 0.88 \text{ in. }_0^{+0.016})$ (5) 45 mm min. / 1.78 in. min. (6) 32 mm min. / 1.26 in. min.</p> | |