


U.I. Lapp GmbH	PRODUCT INFORMATION	
EPIC® M23 Inserts 8+1 pole		29.11.2013

Inserts for M23 circular connectors
 Universal further processing of the M23 inserts through different packaging units. Fully assembled with suitable solder contacts or unpopulated for individual assembly with crimp or solder contacts



Good chemical resistance



Industrial machinery and plant engineering



Mechanical resistance



Assembly time



Robust



Wind Energy



Variety of approval certifications




Application range

- Plant engineering
- Measurement and control technology
- Apparatus construction

Remark

The inserts are suitable for both male and female contacts. For a complete connection, you will need one P-component and one E-component. P-component = left turning (anticlockwise), E-component = right turning (clockwise)
 Photographs are not to scale and do not represent detailed images of the respective products.

Product Management	Document: LAPP_PRO122468EN.pdf	1 / 5
--------------------	--------------------------------	-------

U.I. Lapp GmbH	PRODUCT INFORMATION	
	EPIC® M23 Inserts 8+1 pole	29.11.2013

Technical Data

Rated voltage (V):	according to IEC 61984: 150 V
Rated impulse voltage:	2.5 kV
Rated current (A):	20 A (2 mm contact) 7 A (1 mm contacts)
Contact resistance:	< 4 mOhm
Contacts:	Gold-plated brass
Number of contacts:	8 + 1
Termination methods:	Crimp termination: 0.14 - 1.0 mm ² (1.0 - 2.5 mm ² for 2-mm contact) Solder termination: up to 1.0 mm ² (up to 2.5 mm ² for 2-mm contact)
Cycle of mechanical operation:	100
Temperature range:	-25°C až +125°C
VDE-tested:	Certified production control: VDE-REG. no. C24 (according to EN 61984, SELV according to DIN VDE 0100-410 has to be guaranteed) UL File Number: E249137
Degree of soiling:	3


Product Management	Document: LAPP_PRO122468EN.pdf	2 / 5
--------------------	--------------------------------	-------




EPIC® M23 Inserts 8+1 pole


29.11.2013

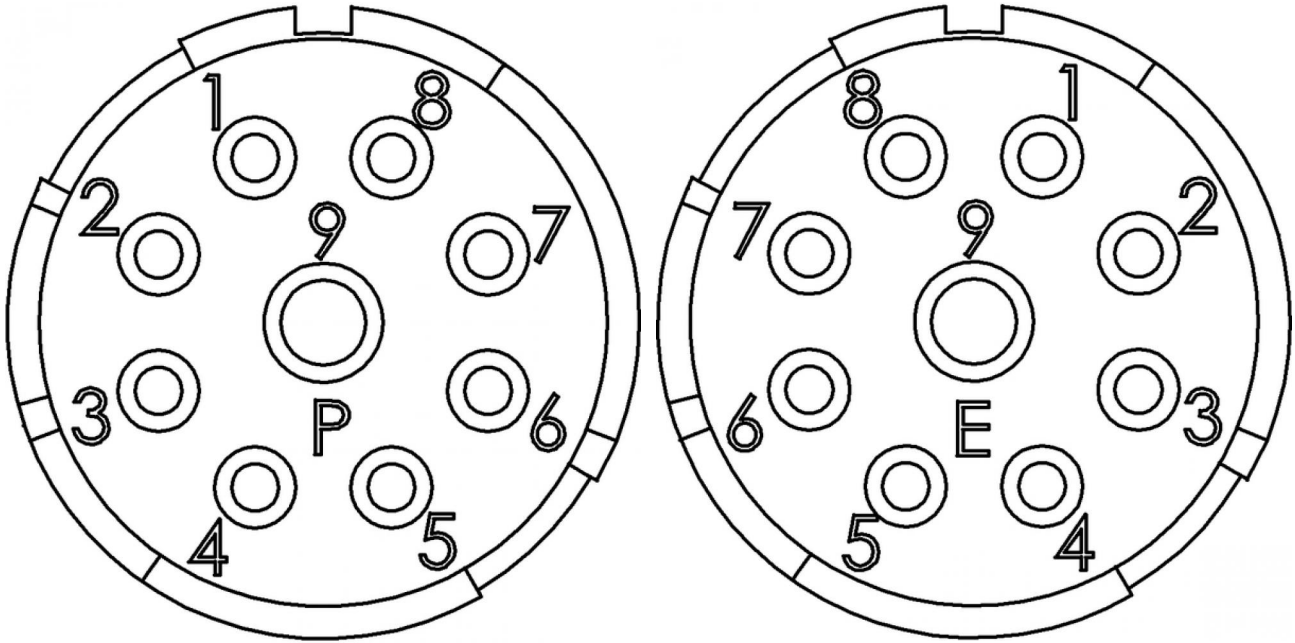
Part number	Article	Inserts	Contacts included	Pin configuration
8+1-pin inserts, P-part = rotation to the left (anticlockwise)				
73002736	P-part	without contacts		8+1
73002737	P-part	without contacts		8+1
73002738	P-part	+ male contacts, solder	9	8+1
73002739	P-part	+ male contacts, solder	9	8+1
73002740	P-part	+ female contacts, solder	9	8+1
73002741	P-part	+ female contacts, solder	9	8+1
8+1-pin inserts, E-part = rotation to the right (clockwise)				
73002742	E-Part	without contacts		8+1
73002743	E-Part	without contacts		8+1
73002744	E-Part	+ male contacts, solder	9	8+1
73002745	E-Part	+ male contacts, solder	9	8+1
73002746	E-Part	+ female contacts, solder	9	8+1
73002747	E-Part	+ female contacts, solder	9	8+1

U.I. Lapp GmbH	PRODUCT INFORMATION	 LAPP GROUP
	EPIC® M23 Inserts 8+1 pole	29.11.2013



Product Management	Document: LAPP_PRO122468EN.pdf	4 / 5
--------------------	--------------------------------	-------

U.I. Lapp GmbH	PRODUCT INFORMATION	
	EPIC® M23 Inserts 8+1 pole	29.11.2013



Product Management	Document: LAPP_PRO122468EN.pdf	5 / 5
--------------------	--------------------------------	-------