




U.I. Lapp GmbH	<b>PRODUCT INFORMATION</b>	
	<b>ÖLFLEX® CHAIN 809</b>	<b>04.04.2014</b>

PVC-insulated, numbered, PVC sheath, approved  
 Good combination of quality and price  
 Compact design



-  Oil-resistant
-  Power chain
-  Torsion-resistant

**Info**  
 Basic Line for light & ordinary duty in power chain applications

**Application range**  
 In power chains or moving machine parts  
 In dry, damp or wet interiors  
 Suitable for use in measuring, control and regulating circuits  
 Wiring of machines, tools, devices, appliances and control cabinets  
 Only for outdoor use within the indicated operating temperature range, with UV-protection

**Design**  
 Fine-wire, bare copper strand  
 Core insulation: PVC  
 Cores twisted in layers  
 Non-woven wrapping  
 PVC outer sheath, grey (RAL 7001)

**Norm references / Approvals**  
 cUL AWM II A/B FT1  
 UL-AWM-Style 20886  
 For use in power chains: Please comply with the assembly guidelines listed in Appendix T3  
 UL File No. E63634

**Product features**  
 Low-adhesive surface  
 Designed for 2 million alternating bending cycles and travel distances up to 10 meter  
 Flame retardancy:  
 UL/CSA: VW-1, FT1  
 IEC/EN: 60332-1-2  
 Oil-resistant according to DIN EN 50290-2-22 (TM54)  
 Suitable for torsional applications which are typical for the loop in wind turbine generators (WTG)

Product Management	Document: LAPP_PRO206974EN.pdf	1 / 4
--------------------	--------------------------------	-------

U.I. Lapp GmbH	<b>PRODUCT INFORMATION</b>	
	<b>ÖLFLEX® CHAIN 809</b>	<b>04.04.2014</b>

### Remark

Unless specified otherwise, the shown product values are nominal values. Detailed values (e.g. tolerances) are available upon request. Please find our standard lengths at: [www.lappkabel.de/en/cable-standardlengths](http://www.lappkabel.de/en/cable-standardlengths) Packaging size: Coil 100 m; Drum (500; 1000) m Photographs are not to scale and do not represent detailed images of the respective products.

### Technical Data

Core identification code:	Black with white numbers acc. to VDE 0293-1
Classification:	ETIM 5.0 Class-ID: EC000104 ETIM 5.0 Class-Description: Control cable
Specific insulation resistance:	> 20 GOhm x cm
Conductor stranding:	Fine wire according to VDE 0295 Class 5/ IEC 60228 Class 5
Torsion movement in WTG:	TW-0 & TW-1, refer to Appendix T0
Minimum bending radius:	For flexible applications: Chains in self supporting non-gliding arrangements: 10 x outside diameter Chains in gliding arrangements: 12 x outside diameter Fixed installation: 4 x outer diameter
Nominal voltage:	VDE: U <sub>0</sub> /U: 300/500 V UL & CSA: 1000 V
Test voltage:	4000 V
Protective conductor:	G = with GN-YE protective conductor X = without protective conductor
Temperature range:	Flexing: VDE 0 °C to +70 °C UL 0 °C to +80 °C Fixed installation: VDE -40 °C to +70 °C UL/CSA -40 °C to +80 °C
Alternating bending cycles:	5 mio. cycles

Product Management	Document: LAPP_PRO206974EN.pdf	2 / 4
--------------------	--------------------------------	-------

Part number	Number of cores and mm <sup>2</sup> per conductor	Outer diameter (mm)	Copper index (kg/km)	Weight (kg/km)
1026700	2 X 0,5	5.2	10.0	40
1026701	3 G 0,5	5.5	15.0	48
1026702	4 G 0,5	6.0	20.0	58
1026703	5 G 0,5	6.5	24.0	67
1026704	7 G 0,5	7.7	34.0	88
1026705	12 G 0,5	9.2	58.0	136
1026706	18 G 0,5	11.0	87.0	195
1026707	25 G 0,5	13.3	120.0	274
1026708	2 X 0,75	5.6	15.0	49
1026709	3 G 0,75	6.0	22.0	60
1026710	4 G 0,75	6.5	29.0	73
1026711	5 G 0,75	7.1	37.0	86
1026712	7 G 0,75	8.5	51.0	117
1026713	12 G 0,75	10.3	87.0	181
1026714	18 G 0,75	12.2	130.0	259
1026715	25 G 0,75	14.8	181.0	363
1026716	2 X 1,0	5.9	19.0	58
1026717	3 G 1,0	6.3	29.0	72
1026718	4 G 1,0	6.9	39.0	88
1026719	5 G 1,0	7.5	48.0	104
1026720	7 G 1,0	9.0	67.0	142
1026721	12 G 1,0	10.9	115.0	221
1026722	18 G 1,0	13.2	173.0	324
1026723	25 G 1,0	15.7	240.0	445
1026724	2 X 1,5	6.5	29.0	74
1026725	3 G 1,5	6.9	43.2	93
1026726	4 G 1,5	7.6	58.0	114
1026727	5 G 1,5	8.5	72.0	139
1026728	7 G 1,5	10.3	101.0	189
1026729	12 G 1,5	12.3	173.0	295
1026730	18 G 1,5	14.9	259.0	429
1026731	25 G 1,5	17.9	360.0	597
1026732	3 G 2,5	8.4	72.0	145
1026733	4 G 2,5	9.3	96.0	179



Part number	Number of cores and mm <sup>2</sup> per conductor	Outer diameter (mm)	Copper index (kg/km)	Weight (kg/km)
1026734	7 G 2,5	12.7	168.0	218
1026737	4 G 4	11.1	160.0	266