



U.I. Lapp GmbH	PRODUCT INFORMATION	
	ÖLFLEX® CLASSIC FD 810	29.11.2013

PVC-insulated, numbered, PVC sheath
Well-proven and reliable
Cost-effective solution



Power chain

Info

Core Line for ordinary duty in power chain applications

Application range

In power chains or moving machine parts
Suitable for use in measuring, control and regulating circuits
Power circuits for electrical equipments used in automation engineering
Assembly lines, production lines, in all kinds of machines
Plant engineering

Design

Extra-fine wire strand made of bare copper wires (class 6)
Core insulation: PVC
Cores twisted in layers in short lay lengths
Non-woven wrapping
PVC outer sheath, grey (RAL 7001)

Norm references / Approvals

Core based on VDE 0245/0285
Outer sheath based on VDE 0245/0285
For travel distances up to 10 m.
For use in power chains: Please comply with the assembly guidelines listed in Appendix T3


Product features

Low-adhesive surface
Flame-retardant according IEC 60332-1-2
In damp or wet interiors
Designed for 2 up to 8 million bending/unbending cycles in power chain applications.
Only for outdoor use within the indicated operating temperature range, with UV-protection

Remark

Unless specified otherwise, the shown product values are nominal values. Detailed values (e.g. tolerances) are available upon request.
Copper price basis: EUR 150/100kg. Refer to catalogue appendix T17 for the definition and calculation of copper-related surcharges.
Please find our standard lengths at: www.lappkabel.de/en/cable-standardlengths
Packaging size: coil ≤ 30 kg or ≤ 250 m, otherwise drum
Please specify the preferred type of packaging (e.g. 1 x 500 m drum or 5 x 100 m coils).
Photographs are not to scale and do not represent detailed images of the respective products.

Product Management	Document: LAPP_PRO88EN.pdf	1 / 4
--------------------	----------------------------	-------

U.I. Lapp GmbH	PRODUCT INFORMATION	 LAPP GROUP
	ÖLFLEX® CLASSIC FD 810	29.11.2013

Technical Data

Core identification code:	Black with white numbers acc. to VDE 0293-1
Classification:	ETIM 5.0 Class-ID: EC000104 ETIM 5.0 Class-Description: Control cable
Specific insulation resistance:	> 20 GOhm x cm
Conductor stranding:	Extra-fine wire according to VDE 0295, class 6/IEC 60228 class 6
Minimum bending radius:	For flexible use: 7.5 x outer diameter Fixed installation: 4 x outer diameter
Nominal voltage:	U_0/U : 300/500 V
Test voltage:	4000 V
Protective conductor:	G = with GN-YE protective conductor X = without protective conductor
Temperature range:	Flexing: 0°C to +70°C Fixed installation: -40°C to +70°C

Product Management	Document: LAPP_PRO88EN.pdf	2 / 4
--------------------	----------------------------	-------

ÖLFLEX® CLASSIC FD 810

29.11.2013

Part number	Number of cores and mm ² per conductor	Outer diameter (mm)	Copper index (kg/km)	Weight (kg/km)
0026100	2 X 0,5	5.3	10.0	40
0026101	3 G 0,5	5.7	15.0	48
0026102	4 G 0,5	6.3	19.2	58
0026103	5 G 0,5	6.8	24.0	67
0026104	7 G 0,5	8.0	34.0	88
0026105	12 G 0,5	9.5	58.0	136
0026106	18 G 0,5	11.4	86.4	195
0026107	25 G 0,5	13.7	120.0	274
0026108	30 G 0,5	14.3	144.0	312
0026109	34 G 0,5	15.6	164.0	359
0026110	50 G 0,5	18.5	240.0	515
0026119	2 X 0,75	5.7	15.0	49
0026120	3 G 0,75	6.2	22.0	60
0026121	4 G 0,75	6.8	29.0	73
0026122	5 G 0,75	7.4	37.0	86
0026123	7 G 0,75	8.9	51.0	117
0026124	12 G 0,75	10.6	87.0	181
0026125	16 G 0,75	12.0	116.0	234
0026126	18 G 0,75	12.7	130.0	259
0026127	25 G 0,75	15.2	181.0	363
0026130	2 X 1,0	6.1	19.0	58
0026131	3 G 1,0	6.6	29.0	72
0026132	4 G 1,0	7.3	39.0	88
0026133	5 G 1,0	8.0	48.0	104
0026134	7 G 1,0	9.6	67.0	142
0026135	12 G 1,0	11.4	115.0	221
0026136	14 G 1,0	12.3	134.4	258
0026137	16 G 1,0	13.0	153.0	287
0026138	18 G 1,0	13.9	173.0	324
0026139	25 G 1,0	16.4	240.0	445
0026140	26 G 1,0	16.4	249.6	459
0026141	34 G 1,0	18.9	326.4	595
0026142	41 G 1,0	20.6	394.0	712
0026143	50 G 1,0	22.3	480.0	854

Part number	Number of cores and mm ² per conductor	Outer diameter (mm)	Copper index (kg/km)	Weight (kg/km)
0026144	65 G 1,0	25.4	624.0	1097
0026149	2 X 1,5	6.8	29.0	74
0026150	3 G 1,5	7.4	43.2	93
0026151	4 G 1,5	8.1	58.0	114
0026152	5 G 1,5	9.1	72.0	139
0026153	7 G 1,5	10.9	101.0	189
0026154	12 G 1,5	12.9	173.0	295
0026156	18 G 1,5	15.6	259.0	429
0026157	25 G 1,5	18.6	360.0	597
0026158	26 G 1,5	18.6	374.4	615
0026159	34 G 1,5	21.1	489.6	783
0026160	41 G 1,5	23.0	613.0	936
0026161	42 G 1,5	23.0	629.0	954
0026162	50 G 1,5	25.0	720.0	1134
0026170	3 G 2,5	9.0	72.0	145
0026171	4 G 2,5	10.0	96.0	179
0026172	5 G 2,5	11.2	120.0	218
0026173	7 G 2,5	13.6	168.0	303
0026174	12 G 2,5	16.0	288.0	473
0026175	14 G 2,5	17.2	336.0	548
0026180	3 G 4	10.6	120.0	214
0026181	4 G 4	11.7	160.0	266
0026182	5 G 4	13.1	200.0	325
0026183	4 G 6	13.9	223.0	396
0026184	5 G 6	15.5	288.0	484
0026185	4 G 10	17.6	384.0	644
0026186	5 G 10	19.6	480.0	785
0026187	4 G 16	21.0	615.0	922
0026188	5 G 16	23.6	768.0	1133