

# Metallic Systems

## STC Conduit



### Technical Characteristics

Conforms to BSI Kitemark KM-35161  
CE mark to the Low Voltage Directive  
Inherent low fire hazard

Approvals and Standards



Degree of mechanical protection High flexibility & fatigue life

Degree of protection IP40 - with SB type A & B fittings

UV protection Very High


Finish Braid material colour

Application Indoors / Outdoors - where a high degree of EMI screen is required

Normal operating temperature range	Application	Min Temp	Max Temp
	Static	- 50°C	+300°C
	Dynamic	- 45°C	+250 °C

For use with - Fitting range [Adaptasteel](#) - Type [A](#) & [B](#)


EMI performance

High EMI Screen	<100dB @ 1MHz	
75dB @ 100MHz	<100dB @ 10MHz	
High EMI Screen	75dB @ 100MHz	
103dB @ 1MHz	55dB @ 1000MHz	

**Over braid details**  
Galvanised steel over braided (wire OD 0.28 to 0.30mm) 32 carriers, 8 wires per carrier, Approx, 90% braid cover

Testing data Click or See pages [3](#) & [4](#)

Type of material Galvanised steel core - tinned copper braid



# Metallic Systems

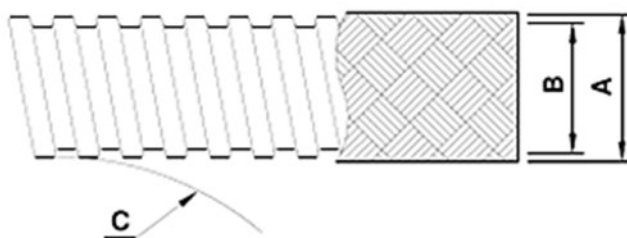
## STC Conduit



### Technical & Dimensional Data

Conduit size metric (mm)	10	12	16	20	25	32	40	50	63	75
Conduit size US trade (inches)	1/4"	5/16"	3/8"	1/2"	3/4"	1"	1 1/4"	1 1/2"	2"	2 1/2"
Part code	STC	STC	STC	STC	STC	STC	STC	STC	-	-
Coil length (m)	25	25	25	25	25	10	10	10	-	-
A - Outside diameter (mm)	12.0	14.0	17.5	21.5	26.0	34.0	43.6	56.0	-	-
B - Inside diameter (mm)	6.8	10.3	13.0	16.9	21.4	28.1	37.7	48.4	-	-
C - Static bend radius (mm)	25	30	35	45	55	60	80	90	-	-
Average weight (Kg/100m)	10	11.6	18.2	23.6	28	46	74.9	93.9	-	-

**For ordering code add coil length to part code - e.g STC25/25M**

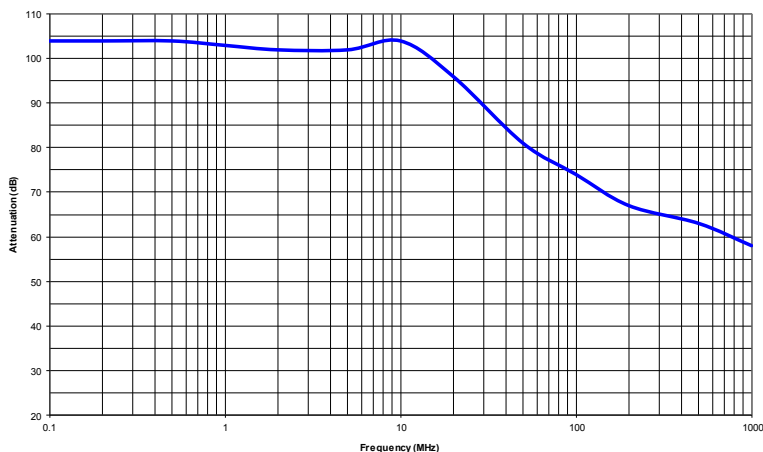


### EMI Screen System

The graph below shows the results of STC20 screened conduit with its appropriate fittings tested to by ERA technology to IEC60096/2:93 (Radio frequency cables part 1).

Tests Measured attenuation in decibels (dB) over the frequency range covered by EMC directive 0.1 to 100MHz

EMI Screening effectiveness of STC conduit



For Applications where electromagnetic interference is of particular concern, Adaptaflex have classified suitable conduit systems by means of symbols.

These are related in an ascending scale of performance as outlined in this explanation.

Symbol	Screen level	Explanation
	<b>40db @ 100MHz</b> Standard EMI Screen	Standard EMI Screen (Products featuring a Stainless Steel overbraid)
	<b>60db @ 100MHz</b> Enhanced EMI Screen	Enhanced EMI Screen (Products featuring a Galvanised Steel overbraid)
	<b>75db @ 100MHz</b> High EMI Screen	High EMI Screen (Products featuring a tinned copper overbraid)

# Metallic Systems

## STC Conduit



### BS EN 61386 Classification

	Fitting	Compression	Impact	Min temp	Max temp	bending	electrical	IP solids	IP water	Corrosion	Tensile	Non-flame Propogating	Suspended load
STC	SB	4	4	5	6	4	1	4	0	1	4	1	5

### Mechanical Properties

Test Type	Methods / Standards	Requirements	Value
Crush Strength @ 23°C	IEC61386-1	<25% crush >90% recovery	>1250N
Crush Strength @ 23 °C	AFX norm C1989	10% Crush, Instantaneous Value	2500N
Impact Strength @ 23 °C	IEC61386-1	No Cracks <20% deformation	>20J
Impact Strength @-45 °C	IEC61386-1	No Cracks. <20% deformation	>6J
Tensile Strength	IEC61386-1	With SB Type Fitting	>1000N class 4
Tensile Strength	AFX norm T1987	Ultimate pull-out of SB-Type Fitting	1600N
Dynamic Bend radius @ -5 °C	IEC61386-23	5000 cycles minimum	160mm

### Thermal Properties

Test Type	Methods / Standards	Requirements	Value
Minimum Temperature	IEC61386-23	Dynamic 5000 cycles	-45°C
Maximum Temperature	IEC61386-23	Dynamic 5000 cycles	250°C
Minimum Static		Permanent Use	-50°C
Maximum Static		Permanent Use	300°C

### Chemical Resistance Chart

**Key:**

Suitable :



Limited Suitability :



Unsuitable :



Not Tested :



● Astm No.1	● Diesel oil	● Methyl Bromide	● Sulphur Dioxide (Gas)
● Astm No.2	● Diethylamine	● MEK	● Sulphuric Acid (10%)
● Astm No.3	● Ethanol	● Nitric Acid (10%)	● Sulphuric Acid (70%)
● Acetic Acid (10%)	● Ether	● Nitric Acid (70%)	● Toluene
● Acetone	● Ethylamine	● Oxalic Acid	● Transformer Oil
● Aluminium Chloride	● Ethylene Glycol	● Ozone (Gas)	● 1,1,1-Trichloroethane
● Aniline	● Ethyl Ethanoate	● Paraffin oil	● Trichloroethylene
● Benzaldehyde	● Freon 32	● Petrol	● Turpentine
● Benzene	● Hydrochloric Acid (10%)	● Phenol	● Vegetable Oil
● Carbon tetrachloride	● Hydrochloric Acid (36%)	● Sea Water	● Vinyl Acetate
● Chlorine water	● Hydrogen Peroxide (35%)	● Silver Nitrate	● Water
● Chloroform	● Hydrogen Peroxide (87%)	● Skydrol	● White Spirit
● Citric Acid	● Lactic Acid	● Sodium Chloride	● Zinc Chloride
● Copper Sulphate	● Lubricating oil	● Sodium Hydroxide (10%)	
● Cresol	● Methanol	● Sodium Hydroxide (60%)	

The information above is given as a guide only and is based on published technical data and experience.

The chemical resistance of the above products is dependant on factors such as chemical exposure, concentration of the chemical and temperature. The above chemicals are valid for a temperature of 23°C. Use of the above table is at the users own discretion and risk. Those using it must satisfy themselves that their application presents no health and safety risks. The end user should assess compatibility with their application and contact Thomas & Betts for further Information.

ADHERENCE TO THE CURRENT WIRING REGULATIONS BS7671 OR NEC WIRING REGULATIONS (FOR USA) IS STRONGLY ADVISED.

MINIMUM BEND RADIUS FOR FLEXING IS DEPENDANT UPON MINIMUM TEMPERATURE, BENDING FREQUENCY AND CHEMICAL ENVIRONMENT.

**Cable Management Products Ltd.**

CMG House - Station Road - Coleshill - B46 1HT - United Kingdom  
 Tel: +44(0)1675 468 222 - Fax: +44(0)1675 464 930

Technical Support e-mail: [cmg.conduitsystems@tnb.com](mailto:cmg.conduitsystems@tnb.com) - [www.adaptaflex.com](http://www.adaptaflex.com)



A Member of the ABB Group

# Metallic Systems

## STC Conduit



### Flammability

Test Type	Method / Standard	Requirement	Result	Unit
Oxygen Index	ISO 4589-2	% Oxygen to support combustion	ILFH	%
Glow Wire Rating	IEC 60695	No Ignition to Extinguish with 30s	ILFH	°C
Flammability	UL94	Vertical (V0, V2) or Horizontal (HB)	ILFH	
Flammability	IEC 61386-1	1Kw Burner @ 45°	ILFH	Pass/Fail
FTI	ISO 4589-3		ILFH	





### Smoke

Test Type	Method / Standard	Requirement	Result	Unit
Smoke Density	ATS1000	In flaming mode <100 @ 4 mins	ILFH	
Smoke Density	ATS1000	In non flaming mode <100 @ 4 mins	ILFH	
Smoke Density	BS6853	A <0.02	ILFH	
Smoke Density	ASTM E-662	Flaming mode Ds Max	ILFH	
Smoke Density	ISO - 5659-2	Ds Max	ILFH	

### Toxicity

Test Type	Method / Standard	Requirement	Result	Unit
Halogen Free	LUL	<0.5%	ILFH	Yes/No
Phosphorous Free	LUL	<0.5%	ILFH	Yes/No
Sulphur Free	LUL	<0.5%	ILFH	Yes/No
NFX 70-100	NFX70 - 100 1 / 2	CIT <sub>NLP</sub>	ILFH	N/A
			ILFH	

### Fire Performance Overview

Property	Low Fire Hazard	Enhanced Low Fire Hazard	Super Low Fire Hazard	Inherent Low Fire Hazard
				
<b>Property</b>	LFH	EFLH	SLFH	ILFH
Oxygen Index ISO4589	32% ≥ OI ≥ 28%	OI ≥ 32%	OI ≥ 32%	Inherent Low Fire Hazard i.e
BS6853 Smoke Density 3m³	0.02 ≤ A <sub>s</sub> ≤ 0.03	0.0005 ± A <sub>s</sub> ≤ 0.02	A <sub>s</sub> ≤ 0.005	Type , S, SS ,
Zero Halogen	✓	✓	✓	STC,SPB
Zero Phosphorus	✓	✓	✓	Metallic Conduit &
Zero Sulphur	✓	✓	✓	Fittings
NFF16-102	I3F2	I2F2	I2F1	
EN45545-2	HL2	HL3	HL3	

### Pre Test Conditions

Duration	Standard	Temperature	Relative Humidity
168 (Hours)	IEC61386	23 (°C)	50 (%)