

Power supply unit - ASI QUINT 100-240/2.4 EFD - 2736686

Please be informed that the data shown in this PDF Document is generated from our Online Catalog. Please find the complete data in the user's documentation. Our General Terms of Use for Downloads are valid (<http://download.phoenixcontact.com>)



Power supply unit für AS interface, 2.4 A, integrated ground fault detector, IP20 degree of protection

Product Description

Power supply unit for AS-Interface systems. Special modules with an output voltage range of 29.5 V - 31.6 V DC are used to supply the AS-Interface systems. The AS-i system also requires a data decoupling network in the power supply unit in order to be able to transmit communication signals along the power line. The ASI QUINT 100-240/2.4 EFD can supply an AS-i system with up to 2.4 A. Safety through automatic ground fault detection: if two ground faults occur in an AS-i system, this can cause the machines to inadvertently start up or not to be able to stop operation. The ASI QUINT has an integrated ground fault detection function. A ground fault is signaled via LED and via an alarm output.

Product Features

- Integrated filters ensure that the modulated data flow is not affected
- Integrated ground-fault monitoring signals short circuits on the secondary side
- Wide-range input for operation on all common AC and DC networks



Key commercial data

package_quantity	1
GTIN	4017918959678

Technical data

Dimensions

Width	55 mm
Height	145 mm
Depth	125 mm
Width with alternative assembly	122 mm
Height with alternative assembly	145 mm
Depth with alternative assembly	58 mm

Ambient conditions

Degree of protection	IP20
Ambient temperature (operation)	-25 °C ... 70 °C (> 60 °C derating)
Ambient temperature (storage/transport)	-40 °C ... 85 °C
Max. permissible relative humidity (operation)	95 % (at 25 °C, non-condensing)
Noise immunity	EN 61000-6-2:2005

Power supply unit - ASI QUINT 100-240/2.4 EFD - 2736686

Technical data

Input data

AC frequency range	45 Hz ... 65 Hz
Frequency range DC	0 Hz
Current consumption	approx. 1 A (120 V AC)
Current consumption	0.5 A (230 V AC)
Nominal power consumption	72 W
Inrush surge current	< 15 A (typical)
Power failure bypass	> 20 ms (120 V AC)
Power failure bypass	> 80 ms (230 V AC)
Input fuse	5 A (slow-blow, internal)
Choice of suitable fuses	6 A ... 16 A (Characteristics B, C, D, K)

Output data

Nominal output voltage	30.1 V DC \pm 1.5 %
Output current	2.4 A (Up to +60°C)
Output current	3 A (with POWER BOOST)
Connection in parallel	No
Connection in series	Yes
Residual ripple	< 30 mV _{PP}
Peak switching voltages nominal load	< 50 mV _{PP}
Maximum power dissipation NO-Load	3 W
Power loss nominal load max.	11 W

General

Net weight	0.75 kg
Operating voltage display	LED
Efficiency	> 86 % (for 230 V AC and nominal values)
Insulation voltage input/output	4 kV AC (type test)
Insulation voltage input/output	2 kV AC (routine test)
MTBF (IEC 61709, SN 29500)	> 500000 h
Mounting position	horizontal DIN rail NS 35, EN 60715
Assembly instructions	Can be aligned: Horizontally 0 mm, vertically 50 mm
Electromagnetic compatibility	Conformance with EMC Directive 2004/108/EC
Low Voltage Directive	Conformance with LV directive 2006/95/EC
Standard - Safety of transformers	EN 61558-2-17
Standard - Electrical safety	EN 60950-1/VDE 0805 (SELV)
Standard - Electrical safety	DIN VDE 0100-410
Standard – Electronic equipment for use in electrical power installations and their assembly into electrical power installations	EN 50178/VDE 0160 (PELV)
Standard - Safe isolation	DIN VDE 0100-410
Standard - Safe isolation	DIN VDE 0106-1010
Standard – Limitation of mains harmonic currents	EN 61000-3-2
UL approvals	UL/C-UL listed UL 508

Power supply unit - ASI QUINT 100-240/2.4 EFD - 2736686

Technical data

General

UL approvals	UL/C-UL Recognized UL 60950
---------------------	-----------------------------

Connection data, input

Connection method	Pluggable spring-cage connection
Conductor cross section solid min.	0.2 mm ²
Conductor cross section solid max.	2.5 mm ²
Conductor cross section stranded min.	0.2 mm ²
Conductor cross section stranded max.	2.5 mm ²
Conductor cross section AWG/kcmil min.	24
Conductor cross section AWG/kcmil max	14
Stripping length	9 mm
Screw thread	M3

Connection data, output

Conductor cross section solid min.	0.2 mm ²
Conductor cross section solid max.	2.5 mm ²
Conductor cross section stranded min.	0.2 mm ²
Conductor cross section stranded max.	2.5 mm ²
Conductor cross section AWG/kcmil min.	24
Conductor cross section AWG/kcmil max	12

classifications

eCl@ss

eCl@ss 4.0	27250202
eCl@ss 4.1	27250202
eCl@ss 5.0	27259205
eCl@ss 5.1	27242692
eCl@ss 6.0	27242692
eCl@ss 7.0	27242692
eCl@ss 8.0	27242692

ETIM

ETIM 2.0	EC001039
ETIM 3.0	EC001039
ETIM 4.0	EC002542
ETIM 5.0	EC002583

UNSPSC








UNSPSC 6.01	43172015
UNSPSC 7.0901	43201404
UNSPSC 11	39121004
UNSPSC 12.01	39121004
UNSPSC 13.2	39121004

Power supply unit - ASI QUINT 100-240/2.4 EFD - 2736686

approvals

UL Recognized / UL Listed / cUL Recognized / GOST / cUL Listed / ASI-Interface / IECEE CB Scheme / cULus Recognized / cULus Listed /

Approval details



accessories

Assembly adapter

Power supply unit - ASI QUINT 100-240/2.4 EFD - 2736686

accessories

UWA 182/52 - 2938235



QUINT-PS-ADAPTERS7/1 - 2938196



QUINT-PS-ADAPTERS7/2 - 2938206



Mounting rail adapter

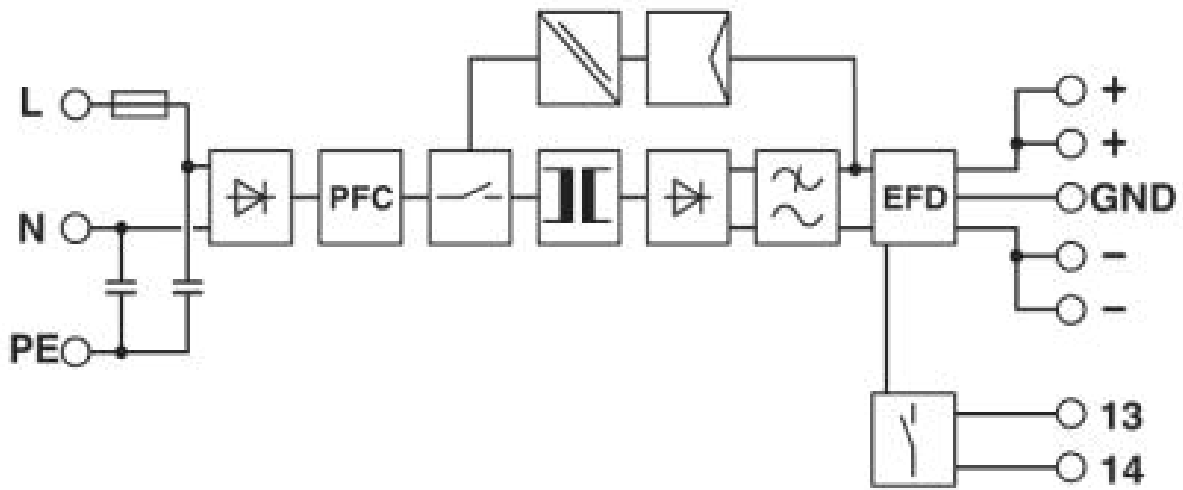
UTA 107 - 2853983



Drawings

Power supply unit - ASI QUINT 100-240/2.4 EFD - 2736686

Block diagram



© Phoenix Contact 2014 - all rights reserved
<http://www.phoenixcontact.com>