

Inline terminal - IB IL 24 DO 8-2A-PAC - 2861603

Please be informed that the data shown in this PDF Document is generated from our Online Catalog. Please find the complete data in the user's documentation. Our General Terms of Use for Downloads are valid (<http://download.phoenixcontact.com>)



Inline digital output terminal block, complete with accessories (connecting connector and labeling field), 8 outputs, 24 V DC, 2 A, 4-wire connection method

Product Features

- 8 digital outputs
- Connection of actuators in 2, 3, and 4-wire technology
- Nominal current per output: 2 A
- Total current of the terminal: 8 A
- Short-circuit-proof and overload-protected outputs
- Diagnostic and status indicators
- Approved for use in a safety-related segment circuit (refer to data sheet)



Key commercial data

package_quantity	1
GTIN	4017918894450

Technical data

Note

Utilization restriction	EMC: class A product, see manufacturer's declaration in the download area
--------------------------------	---

Dimensions

Width	48.8 mm
Height	119.8 mm
Depth	71.5 mm
Note on dimensions	Housing dimensions

Ambient conditions

Ambient temperature (operation)	-25 °C ... 55 °C
Ambient temperature (storage/transport)	-25 °C ... 85 °C
Permissible humidity (operation)	10 % ... 95 % (according to DIN EN 61131-2)
Permissible humidity (storage/transport)	10 % ... 95 % (according to DIN EN 61131-2)
Air pressure (operation)	70 kPa ... 106 kPa (up to 3000 m above sea level)
Air pressure (storage/transport)	70 kPa ... 106 kPa (up to 3000 m above sea level)
Degree of protection	IP20

Inline terminal - IB IL 24 DO 8-2A-PAC - 2861603

Technical data

General

Weight	130 g
Note on weight specifications	Without plug
Mounting type	DIN rail
Operating mode	Process data mode with one byte
Protection class	III, IEC 61140, EN 61140, VDE 0140-1
Test section	5 V supply, incoming remote bus/7.5 V supply (bus logics) 500 V AC 50 Hz 1 min
Test section	5 V supply, outgoing remote bus/7.5 V supply (bus logics) 500 V AC 50 Hz 1 min
Test section	7.5 V supply (bus logics)/24 V supply (I/O) 500 V AC 50 Hz 1 min
Test section	24 V supply (I/O) / functional earth ground 500 V AC 50 Hz 1 min
Diagnostics messages	Short-circuit / overload of the digital outputs Error message in the diagnostic code (bus) and display (2 Hz) via the LED (D) on the module

Interfaces

Fieldbus system	Lokalbus
Designation	Inline local bus
Connection method	Inline data jumper
Transmission speed	500 kBit/s

Power supply for module electronics

Supply voltage	24 V DC (via voltage jumper)
Supply voltage range	19.2 V DC ... 30 V DC (including all tolerances, including ripple)
Communications power U_L	7.5 V (via voltage jumper)
Current consumption	max. 60 mA (from the local bus)

Inline potentials

Communications power U_L	7.5 V DC
Current consumption from U_L	max. 60 mA
Main circuit supply U_M	24 V DC
Segment supply voltage U_S	24 V DC (nominal value)
Current consumption from U_S	max. 8 A
Power consumption	max. 0.45 W (at U_L)

Digital outputs

Output name	Digital outputs
Connection method	Spring-cage connection
Connection method	2, 3, 4-wire
Number of outputs	8
Protective circuit	Overload protection, short-circuit protection of outputs
Output voltage	24 V DC ($U_S - 1$ V)
Nominal output voltage	24 V DC (voltage difference at $I_{nom} \leq 1$ V)
Maximum output current per channel	2 A

Inline terminal - IB IL 24 DO 8-2A-PAC - 2861603

Technical data

Digital outputs

Maximum output current per module	8 A (with 50% simultaneity)
Nominal load, inductive	48 VA (1.2 H, 12 Ω)
Nominal load, lamp	48 W
Nominal load, ohmic	48 W

classifications

eCl@ss

eCl@ss 4.0	27250302
eCl@ss 4.1	27250302
eCl@ss 5.0	27250302
eCl@ss 5.1	27242604
eCl@ss 6.0	27242604
eCl@ss 7.0	27242604
eCl@ss 8.0	27242604

ETIM

ETIM 2.0	EC001430
ETIM 3.0	EC001599
ETIM 4.0	EC001599
ETIM 5.0	EC001599


UNSPSC

UNSPSC 6.01	43172015
UNSPSC 7.0901	43201404
UNSPSC 11	43172015
UNSPSC 12.01	43201404
UNSPSC 13.2	43201404

approvals




UL Recognized / cUL Recognized / GOST / UL Recognized / cUL Recognized / GOST / cULus Recognized /

Approval details



Inline terminal - IB IL 24 DO 8-2A-PAC - 2861603

approvals



accessories

Labeling panel

IB IL FIELD 2 - 2727501



IB IL FIELD 8 - 2727515



Terminal marking

Inline terminal - IB IL 24 DO 8-2A-PAC - 2861603

accessories

ESL 62X10 - 0809492



ESL 62X46 - 0809502



Connector set

IB IL DI/DO 8-PLSET/CP - 2860963



Plug

IB IL SCN-8-CP - 2727608



IB IL SCN-8 - 2726337

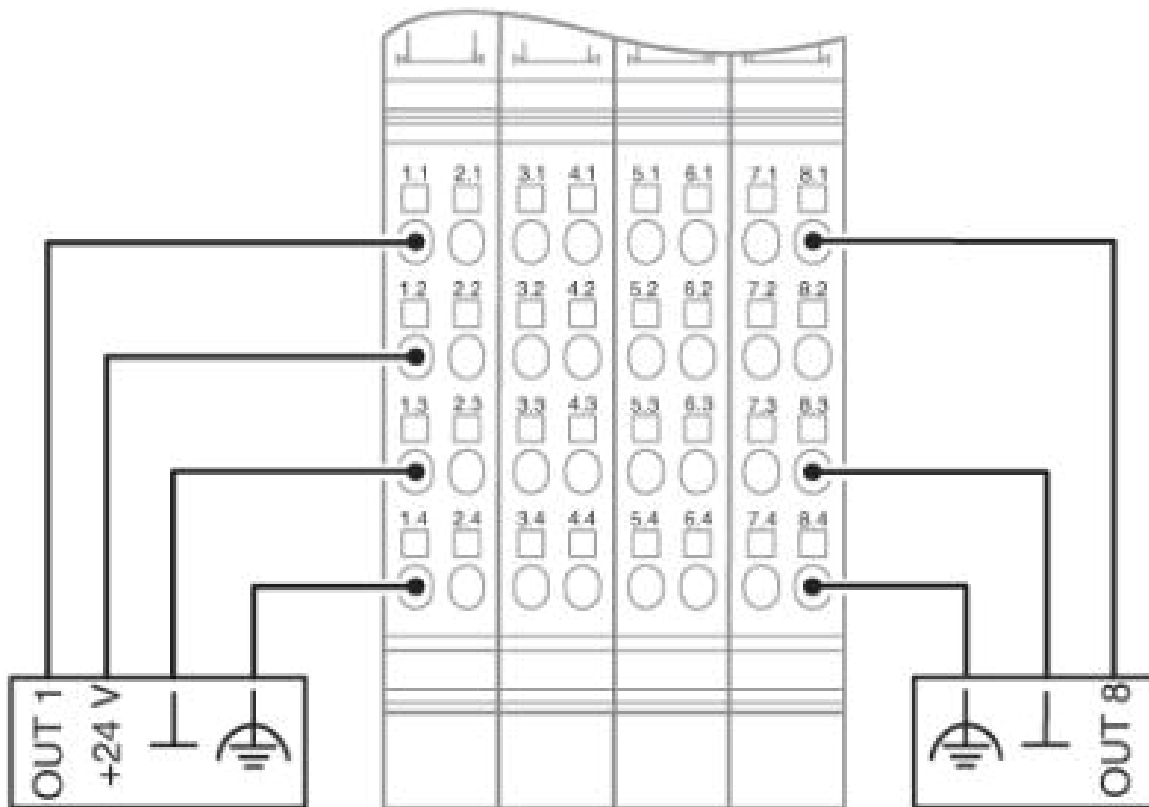


Inline terminal - IB IL 24 DO 8-2A-PAC - 2861603

accessories

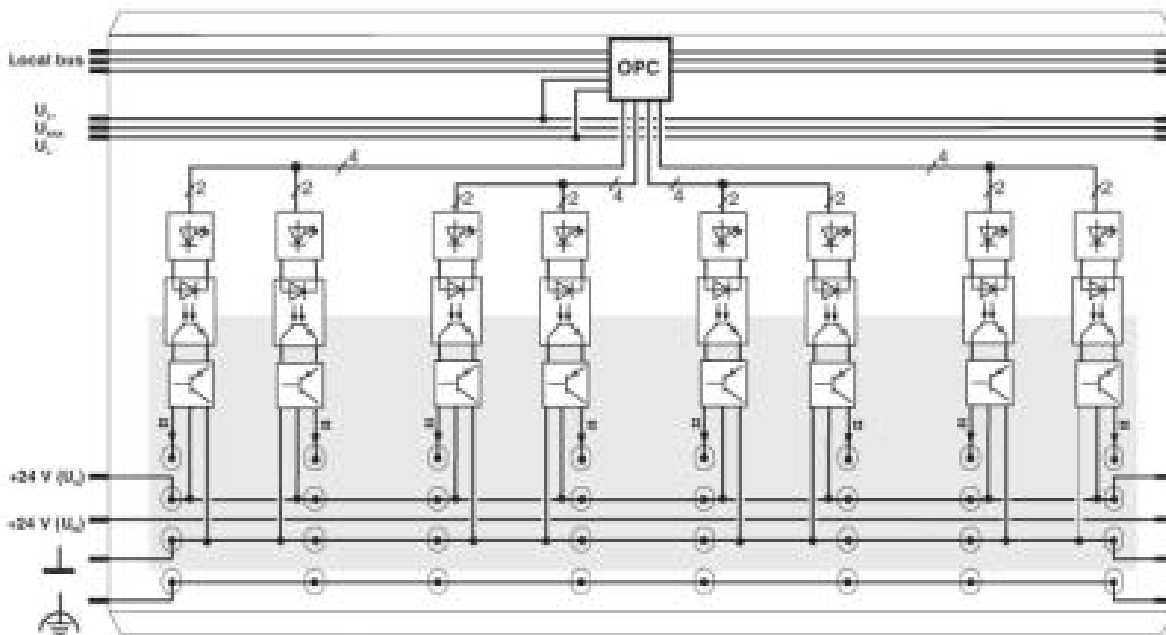
Drawings

Connection diagram



Inline terminal - IB IL 24 DO 8-2A-PAC - 2861603

Block diagram



Dimensioned drawing

