

Industrial Ethernet Switch - FL SWITCH SFNB 5TX - 2891001

Please be informed that the data shown in this PDF Document is generated from our Online Catalog. Please find the complete data in the user's documentation. Our General Terms of Use for Downloads are valid (<http://download.phoenixcontact.com>)



Ethernet switch, 5 TP RJ45 ports, automatic detection of data transmission speed of 10 or 100 Mbps (RJ45), autocrossing function

Product Features

- Auto negotiation and autocrossing detection simplifies installation and setup
- Local diagnostic indicators with LEDs
- RJ45 ports support a transmission speed of 10/100 Mbps

Ethernet

Key commercial data

package_quantity	1
GTIN	4046356457163

Technical data

Dimensions

Width	28 mm
Height	110 mm
Depth	70 mm

Ambient conditions

Degree of protection	IP20
Ambient temperature (operation)	-10 °C ... 60 °C
Ambient temperature (storage/transport)	-20 °C ... 85 °C
Permissible humidity (operation)	5 % ... 95 % (non-condensing)
Permissible humidity (storage/transport)	5 % ... 95 % (non-condensing)
Air pressure (operation)	86 kPa ... 108 kPa (up to 1500 m above mean sea level)
Air pressure (storage/transport)	66 kPa ... 108 kPa (up to 3500 m above mean sea level)
Noise immunity	EN 61000-6-2

Interfaces

Interface 1	Ethernet (RJ45)
No. of ports	5 (RJ45 ports)
Connection method	RJ45
Note on connection method	Auto negotiation and autocrossing
Transmission physics	Ethernet in RJ45 twisted pair
Transmission speed	10/100 MBit/s

Industrial Ethernet Switch - FL SWITCH SFNB 5TX - 2891001

Technical data

Function

Basic functions	Unmanaged switch / autonegotiation, complies with IEEE 802.3, store and forward switching mode
Status and diagnostic indicators	LEDs: U _S , link and activity per port

Network expansion parameters

Cascading depth	Network, linear, and star structure: any
Maximum conductor length (twisted pair)	100 m

Supply voltage

Supply voltage	24 V DC
Residual ripple	3.6 V _{PP} (within the permitted voltage range)
Supply voltage range	12 V DC ... 48 V DC
Typical current consumption	185 mA (@24 V DC)
Max. current consumption	345 mA (@12 V C)

General

Mounting type	DIN rail
Type AX	Block design
Weight	205 g
Housing material	Aluminum
Noise emission	EN 61000-6-4

Conformity with EMC directives

Developed in acc. with standard	IEC 61000-6.2
Test standard	IEC 61000-4-2 (ESD)
Test result	Criterion B
Test standard	IEC 61000-4-3 (immunity to radiated interference)
Test result	Criterion A
Test standard	IEC 61000-4-4 (burst)
Test result	Criterion B
Test standard	IEC 61000-4-5 (surge)
Test result	Criterion B
Test standard	IEC 61000-4-6 (immunity to conducted interference)
Test result	Criterion A
Test standard	IEC 61000-4-8 (immunity to magnetic fields)
Test result	Criterion A
Test standard	EN 55022 (emitted interference)
Test result	Criterion A

classifications

eCl@ss

eCl@ss 4.0	27250501
eCl@ss 4.1	27250501

Industrial Ethernet Switch - FL SWITCH SFNB 5TX - 2891001

classifications

eCl@ss

eCl@ss 5.0	19030117
eCl@ss 5.1	19030117
eCl@ss 6.0	19170106
eCl@ss 7.0	19170106
eCl@ss 8.0	19170106

ETIM

ETIM 2.0	EC000734
ETIM 3.0	EC000734
ETIM 4.0	EC000734
ETIM 5.0	EC000734





UNSPSC

UNSPSC 6.01	43172901
UNSPSC 7.0901	43201404
UNSPSC 11	43172015
UNSPSC 12.01	43201410
UNSPSC 13.2	43201410

approvals

UL Listed / cUL Listed / cULus Listed / UL Listed / cUL Listed / cULus Listed /

Approval details



Industrial Ethernet Switch - FL SWITCH SFNB 5TX - 2891001

approvals



accessories

Patch cable

FL CAT5 PATCH 0,3 - 2832250



FL CAT5 PATCH 0,5 - 2832263



FL CAT5 PATCH 1,0 - 2832276



FL CAT5 PATCH 1,5 - 2832221



Industrial Ethernet Switch - FL SWITCH SFNB 5TX - 2891001

accessories

FL CAT5 PATCH 2,0 - 2832289



FL CAT5 PATCH 3,0 - 2832292



FL CAT5 PATCH 5,0 - 2832580



FL CAT5 PATCH 7,5 - 2832616



FL CAT5 PATCH 10,0 - 2832629



Protective cap

Industrial Ethernet Switch - FL SWITCH SFNB 5TX - 2891001

accessories

FL RJ45 PROTECT CAP - 2832991



End block

E/NS 35 N - 0800886



Drawings

© Phoenix Contact 2014 - all rights reserved
<http://www.phoenixcontact.com>