
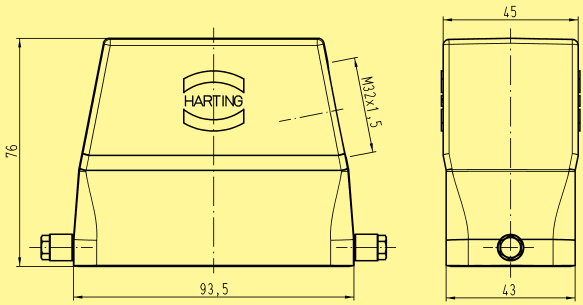

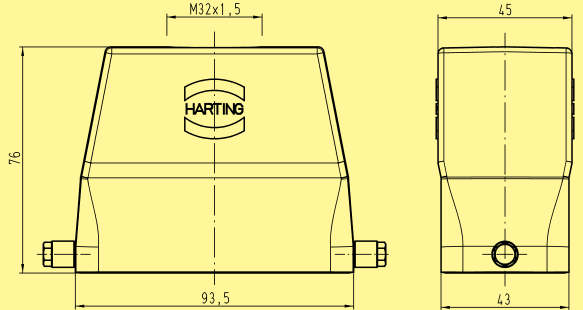



Identification	Part-Number	M	Drawing	Dimensions in mm
<p><b>Hood</b> side entry</p> 	<p>19 44 310 0547</p>	<p>32</p>		
<p><b>Hood</b> top entry</p> 	<p>19 44 310 0447</p>	<p>32</p>		
<p><b>Cover</b> for hood</p> 	<p>19 44 310 5422</p>		