
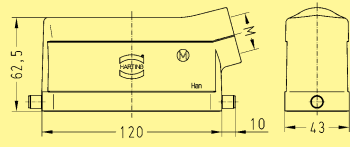

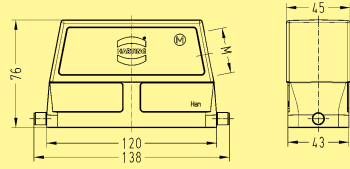

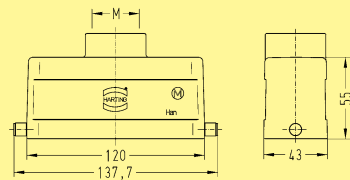

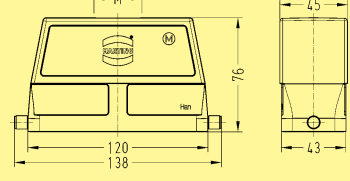

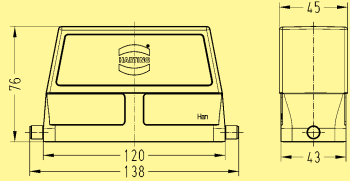

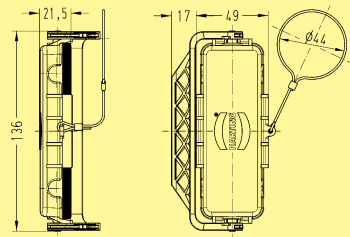


Metal hoods/housings for industrial applications / 1 lever locking system

Identification	Part number	Cable entry	Drawing	Dimensions in mm
Hoods side entry 	19 30 024 1541 19 30 024 1542	1 x 25 1 x 32		62,5 120 10 43
side entry 	19 30 024 0547 19 30 024 0548	1 x 32 1 x 40		76 120 138 45 43
Hoods top entry 	19 30 024 1442	1 x 32		120 137,7 43 55
top entry 	19 30 024 0447 19 30 024 0448	1 x 32 1 x 40		120 138 76 45 43
Hoods without cable entry 	09 30 024 0803	—		76 120 138 45 43
Protection covers 	metal 09 30 024 5432	metal 09 30 024 5432		21,5 136 17 4,9 Ø4,4

Han Hoods
Housings