
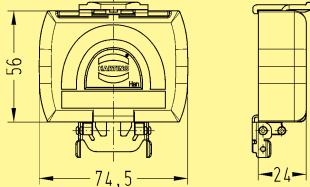



## Housings Han-Yellock®

Identification	Part number	Cable entry	Drawing	Dimensions in mm
<p>Protection cover for housings, bulkhead mounting</p> <p>Han-Yellock® 30</p> 	<p>11 12 300 5401</p>			
<p>Han-Yellock® 60</p> 	<p>11 12 600 5401</p>		