




Identification	Part number	Drawing	Dimensions in mm
Insertion tool for crimp contacts	<b>09 99 000 0059</b>	 <p>For crimp contacts with wires of less than 0.75 mm<sup>2</sup> it is recommended that an insertion tool is used. Contacts should be inserted from the wiring side and pushed down until a positive locking is achieved.</p>	
Insertion tool for Han <sup>®</sup> ES inserts	09 99 000 0367		
Removal tool for crimp contacts for Han <sup>®</sup> EE, Han <sup>®</sup> Q 5/0, Han <sup>®</sup> Q 8/0, Han E <sup>®</sup> , Han-Yellock <sup>®</sup> and Han A <sup>®</sup>	<b>09 99 000 0319</b>	 <p>A removal tool is necessary if contacts are to be replaced in the insert. The tool is inserted from the wiring side until a stop is noticeable. The wire with the crimp contact can then be pulled out from the same side of the insert.</p>	