


Number of contacts

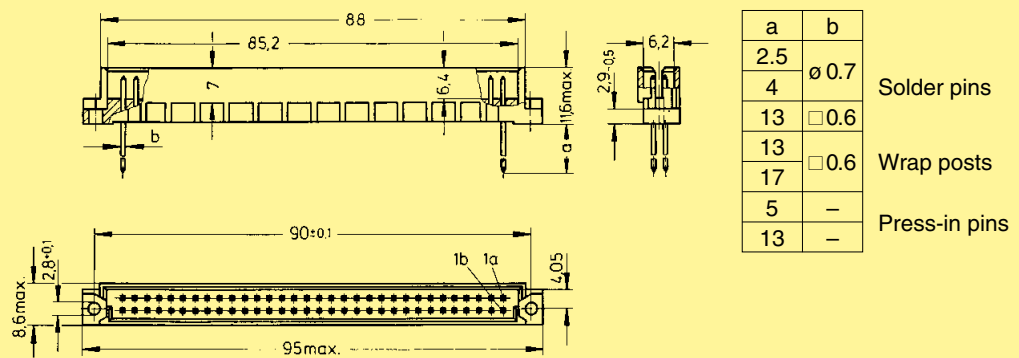
64



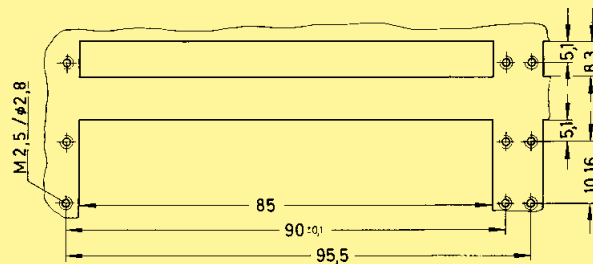
Male connectors

Identification	Number of contacts	Contact arrangement	Part No.	Performance levels according to IEC 60603-2. Explanation chapter 00		
				3	2	1
Male connector with solder pins 2.5 mm	64		09 72 164 7902	09 72 164 6902 09 72 364 6902 ^{b)}	Performance level 1 on request	
	4.0 mm		09 72 164 7903	09 72 164 6903		
	13 mm			09 72 164 6577		
Male connector with wrap posts ¹⁾ 13 mm	64		09 72 164 7907	09 72 164 6907		
	64			09 72 164 6909		
Male connector with press-in pins 5.0 mm	64			09 72 164 6904 09 72 164 6904 222 ^{f)} 09 72 164 6954		
	62 + 2 [▲]			09 72 164 6985 ^{w)} 09 72 164 6974* 09 72 164 6995 ^{w)}		
	64					

Dimensions

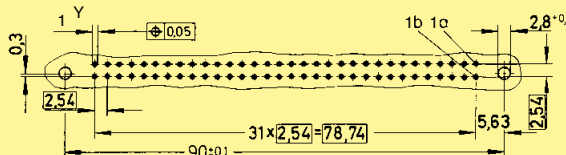


Panel cut out



Board drillings

Mounting side



	Y
Solder	1 ± 0.1
Press-in	see recommendation page 00.25

Dimensions in mm

Other contact arrangements as well with lagging/leading pins on request
 ▲ Male connectors with 2 leading contacts (0.8 mm) pos. a1 and a32/a16
 • Wrap posts for interfacing selectively gold plated (performance level 3)
 1) To be used only for wire wrap termination

b) Connectors with snap-in clips see chapter 00
 f) Railway classification NFF 16-101, Smoke index: F1, Flammability class: I2
 w) Wrap posts not for interfacing, no performance level