


Number of contacts

4/8 +



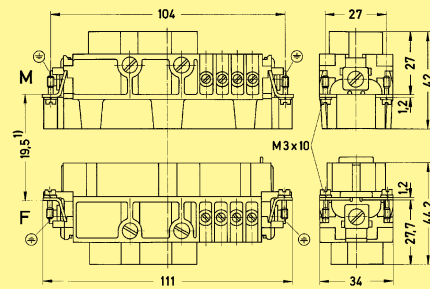
Identification	Part number		Drawing	Dimensions in mm
	Male insert (M)	Female insert (F)		

Han® K 4/8
Screw terminal

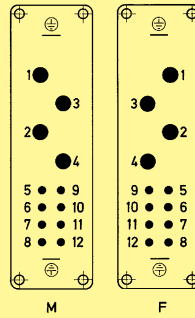
1.5 ... 16 mm²

09 38 012 2601

09 38 012 2701



1) Distance for contact max. 21 mm



Contact arrangement view from termination side

Han
Com