


Number of contacts

10 +

+ 2 additional contacts for safe high voltage connections



Han Hv E

Identification	Series	Part number		Drawing	Dimensions in mm
		Male insert (M)	Female insert (F)		


Cage-clamp terminal

Han® Hv ES

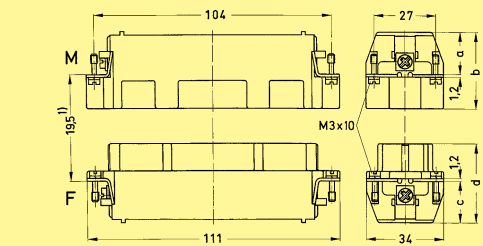
1-10

09 34 010 2616

09 34 010 2716



not plug compatible to screw/crimp terminal



	a	b	c	d
Cage clamp terminal	18,4	33,4	18,4	35,6
Screw terminal	18,5	35	18,5	35
Crimp terminal	18,5	35	18,5	35

1) Distance for contact max. 21 mm

Screw terminal

Han Hv E®

1-10

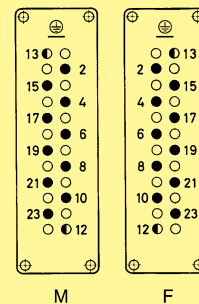
09 34 010 2601

09 34 010 2701



Contact arrangement (view from termination side)

Han® 10 Hv ES



Crimp terminal

Han Hv E®


1-10

09 34 010 2602

09 34 010 2702



Han® 10 Hv E



Order crimp contacts separately (see page 04.16)

- Working contact
- ◐ Relay contact
- Without contact

Panel cut out for inserts for use without hoods/housings

