



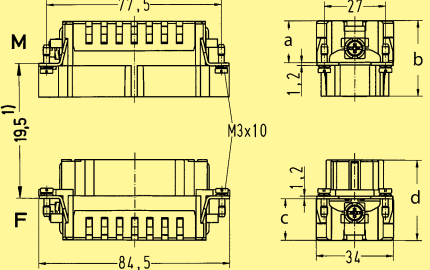

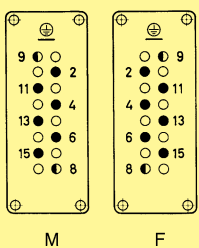


Number of contacts

6 +

+ 2 additional contacts for safe high voltage connections



Han Hv E

Identification	Series	Part number		Drawing	Dimensions in mm																			
		Male insert (M)	Female insert (F)																					
<p>Cage-clamp terminal</p>  <p>not plug compatible to screw/crimp terminal</p>	Han® Hv ES			 <table border="1"> <thead> <tr> <th></th> <th>a</th> <th>b</th> <th>c</th> <th>d</th> </tr> </thead> <tbody> <tr> <td>Cage clamp terminal</td> <td>18,4</td> <td>33,4</td> <td>18,4</td> <td>35,6</td> </tr> <tr> <td>Screw terminal</td> <td>18,5</td> <td>32,4</td> <td>18</td> <td>34,6</td> </tr> <tr> <td>Crimp terminal</td> <td>18,5</td> <td>34,2</td> <td>18</td> <td>37</td> </tr> </tbody> </table>		a	b	c	d	Cage clamp terminal	18,4	33,4	18,4	35,6	Screw terminal	18,5	32,4	18	34,6	Crimp terminal	18,5	34,2	18	37
	a	b	c	d																				
Cage clamp terminal	18,4	33,4	18,4	35,6																				
Screw terminal	18,5	32,4	18	34,6																				
Crimp terminal	18,5	34,2	18	37																				
<p>Screw terminal</p> 	Han Hv E®			<p>1) Distance for contact max. 21 mm</p> <p>Contact arrangement (view from termination side)</p> <p>Han® 6 Hv ES</p> 																				
<p>Crimp terminal</p>  <p>Order crimp contacts separately (see page 04.16)</p>	Han Hv E®			<p>Han® 6 Hv E</p>  <p>● Working contact ◐ Relay contact ○ Without contact</p> <p>Panel cut out for inserts for use without hoods/housings</p> 