



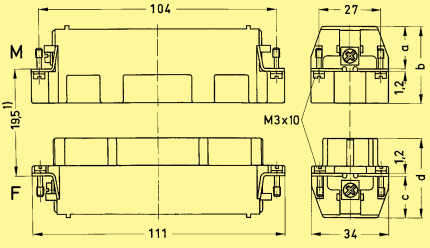

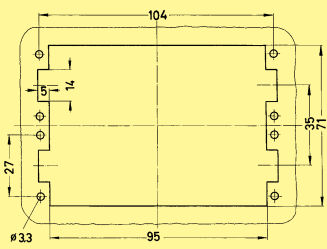



Number of contacts

48 +



Inserts

Han E/EE

Identification	Series	Part number		Drawing	Dimensions in mm																						
		Male insert (M)	Female insert (F)																								
<p>Crimp terminal</p> <p>Order crimp contacts separately (see Technical characteristics on page 03.03)</p> 	Han E®			 <p>1) Distance for contact max. 21 mm</p> <table border="1" data-bbox="949 929 1444 1052"> <thead> <tr> <th></th> <th>a</th> <th>b</th> <th>c</th> <th>d</th> </tr> </thead> <tbody> <tr> <td>Han E® screw</td> <td>18</td> <td>33</td> <td>18</td> <td>35</td> </tr> <tr> <td>Han® ES / Han E® crimp</td> <td>19</td> <td>34</td> <td>19</td> <td>36</td> </tr> <tr> <td>Han® ESS</td> <td>34</td> <td>49</td> <td>32</td> <td>49</td> </tr> </tbody> </table> <p>Contact arrangement view from termination side</p>  <p>Panel cut out</p> 		a	b	c	d	Han E® screw	18	33	18	35	Han® ES / Han E® crimp	19	34	19	36	Han® ESS	34	49	32	49	1 - 24 25 - 48	09 33 024 2602 09 33 024 2612	09 33 024 2702 09 33 024 2712
	a	b	c		d																						
Han E® screw	18	33	18	35																							
Han® ES / Han E® crimp	19	34	19	36																							
Han® ESS	34	49	32	49																							
<p>Screw terminal with wire protection</p> 	Han E®																										
<p>Cage-clamp terminal</p> 	Han® ES																										
<p>Cage-clamp terminal two terminals per contact</p> 	Han® ESS																										