


Mounting Carrier for PUSH WIRE® Connectors for DIN 35 Rail or Screw Mount 273 Series

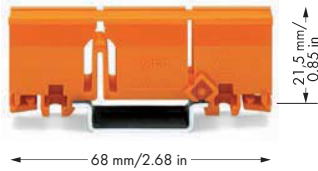
Mounting carrier



Snap off cover.



Cover use as end plate.



Color	Item No.	Pack. Unit
Mounting carrier		
orange	273-150	50 (5x10)


Item-Specific Accessories		
Self-adhesive marking strips, plain, Height of marking strip: 5 mm, 48 self-adhesive strips per card		
white	210-334	1




Snapping on to carrier rail.



Removing from the carrier rail.



FIXED IN POSITION - screw fixing



FIXED IN POSITION - on a DIN 35 rail


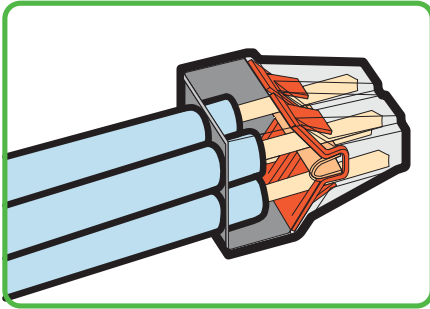
One single carrier can hold up to 15 clamping units in a very narrow space. Previously, this was only possible using rail-mount terminal blocks.

The advantages for you are:

- The carriers are DIN 35 rail- or screw-mounted easily and quickly.
- A carrier can hold up to three 1.5 mm² (AWG 16) or 2.5 mm² (AWG 12) 273 Series connectors (excluding the 8 x 1.5 mm² version).
- The connectors can be easily exchanged.
- Large marking area for self-adhesive marker strips or for direct marking with permanent felt-tip pen.


PUSH WIRE® Connectors for Junction Boxes, 773 Series – Description and Handling –

Stripped length




Strip solid conductor to 10 - 13 mm / 0.45 in.

PUSH WIRE® connection



Termination: Insert stripped, solid conductor fully.

PUSH WIRE® connection




Removal: Hold conductor to be removed and twist alternately left and right while pulling the connector.

Testing



PUSH WIRE® clamps the following copper conductors:*

solid






stranded

* Use contact paste "Alu-Plus" when connecting aluminum conductors Item No. 249-130

PUSH WIRE® Connectors for Junction Boxes 773 Series


PUSH WIRE®

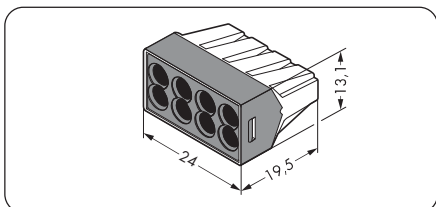
<p>1 - 2.5 mm² "s" ① 1.5 - 2.5 mm² "st" 400 V/4 kV/2 ② I_N 24 A </p>	<p>AWG 18 - 12 "s" AWG 16 - 12 "st" 600 V, 20 A[Ⓜ] 600 V, 20 A[Ⓟ]</p>	<p>0.75 - 2.5 mm² "s" 1.5 - 2.5 mm² "st" 400 V/4 kV/2 ② I_N 24 A </p>	<p>AWG 18 - 12 "s" AWG 16 - 12 "st" 600 V, 20 A[Ⓜ] 600 V, 20 A[Ⓟ]</p>	<p>2.5 - 6 mm² "s+st" 400 V/4 kV/2 ② I_N 41 A </p>	<p>AWG 14 - 10 "s+st" 600 V, 20 A[Ⓜ] 600 V, 30 A[Ⓟ]</p>
---	--	--	--	---	---



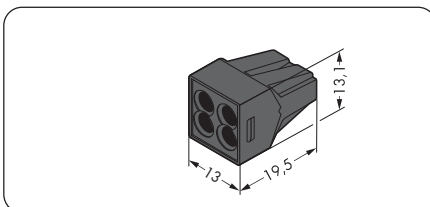
Item No.	Pack. Unit	Color	Item No.	Pack. Unit	Item No.	Pack. Unit		
PUSH WIRE® connector for junction boxes, 8-conductor connector, transparent housing, dark gray cover	773-108	500 (10x50)	PUSH WIRE® connector for junction boxes, 4-conductor connector, continuous service temperature 150°C	773-514	1000 (10x100)	PUSH WIRE® connector for junction boxes, 3-conductor connector, transparent housing, red cover	773-173	500 (10x50)
		● black						

773 Series Accessories

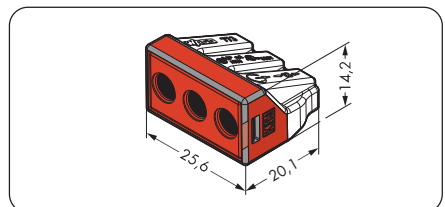
<p>Syringe,  contents: 20 ml "Alu-Plus" contact paste 249-130 20 (4x5)</p>		
---	--	--



Dimensions in mm



Dimensions in mm



Dimensions in mm