



Types of Assembly Mounting Carrier 222 Series



Horizontal mounting on DIN 35 rail using angled DIN-rail adapter.



Horizontal mounting with strain relief plate on DIN 35 rail using angled DIN-rail adapter.




Horizontal mounting with strain relief plate on level surfaces.



Vertical mounting with strain relief plate on DIN 35 rail. Marking clamping units via marker strips.




Strain relief by cable tie on the carrier, transverse to the connector's wiring direction. Molded marking clamping units.




Mounting carrier with strain relief plate mounted vertically on a plate. Round cable fixed via strain relief lug.



Snapping of lateral connector safety lock.



Mounting of strain relief plate to the mounting carrier.



Snapping the angled DIN-rail adapter on the mounting carrier.



Testing connectors via test slots on top of the carrier.