

Intruder Detection

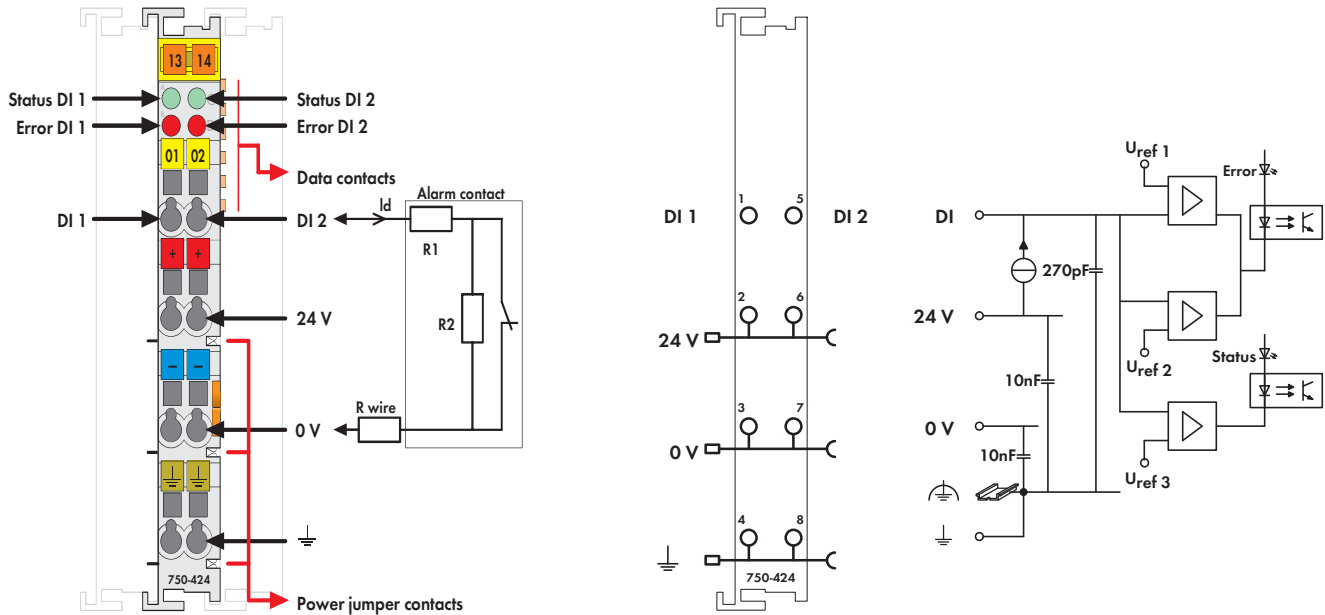











Fig. 750 Series/Technical data see page 24/Delivered without miniature WSB markers
750/753 Series marking see pages 10 ... 11 / 12 ... 13

This input module incorporates a current loop which makes it possible to monitor alarm contacts with a fixed resistance ratio (R1, R2), for intruder detection.

The module indicates the current status of the contact via LEDs and via status bits in the process image.

Description	Item No.	Pack. Unit
2DI 24V DC Intruder Detection	750-424	1
2DI 24V DC Intruder Detection (without connector)	753-424	1
Accessories		
 753 Series Connectors	753-110	25
 Coding elements	753-150	100
Miniature WSB Quick marking system		
 plain	248-501	5
 with marking	see pages 352 ... 353	
Approvals		
Also see "Approvals Overview" in Section 1		
Conformity marking	CE	
Shipbuilding	ABS, BV, DNV, GL, KR, LR*, NKK*, PRS*, RINA* *753 Series, pending	
 UL 508		
 ANSI/ISA 12.12.01	Class I, Div. 2, Grp. ABCD, T4	
 IEC 60079-0, -15	BR-Ex nA II T4	
 EN 60079-0, -15	I M2 / II 3 GD Ex nA IIC T4	
 EN 61241-0, -1		

Technical Data	
Number of inputs	2
Current consumption typ. (internal)	6 mA
Current consumption max. (field side)	16 mA / 24 V DC
Voltage via power jumper contacts	24 V DC (-25 % ... +30 %)
Loop current typ. (I _d)	1 mA
R1	1.5 kΩ (± 5 %)
R2	2.2 kΩ (± 5 %)
R wire (max.)	200 Ω
Isolation	500 V system/supply
Internal bit width	4 bits
Wire connection	CAGE CLAMP®
Cross sections	0.08 mm ² ... 2.5 mm ² / AWG 28 ... 14
Stripped lengths, 750/753 Series	8 ... 9 mm / 0.33 in 9 ... 10 mm / 0.37 in
Width	12 mm
Weight	36 g
EMC: CE - immunity to interference	acc. to EN 61000-6-2 (2005)
EMC: CE - emission of interference	acc. to EN 61000-6-4 (2007)
EMC: marine applications	
- immunity to interference	acc. to Germanischer Lloyd (2003)
EMC: marine applications	
- emission of interference	acc. to Germanischer Lloyd (2003)

4-Channel Digital Output Module 24 V DC

Short-circuit protected; low-side switching

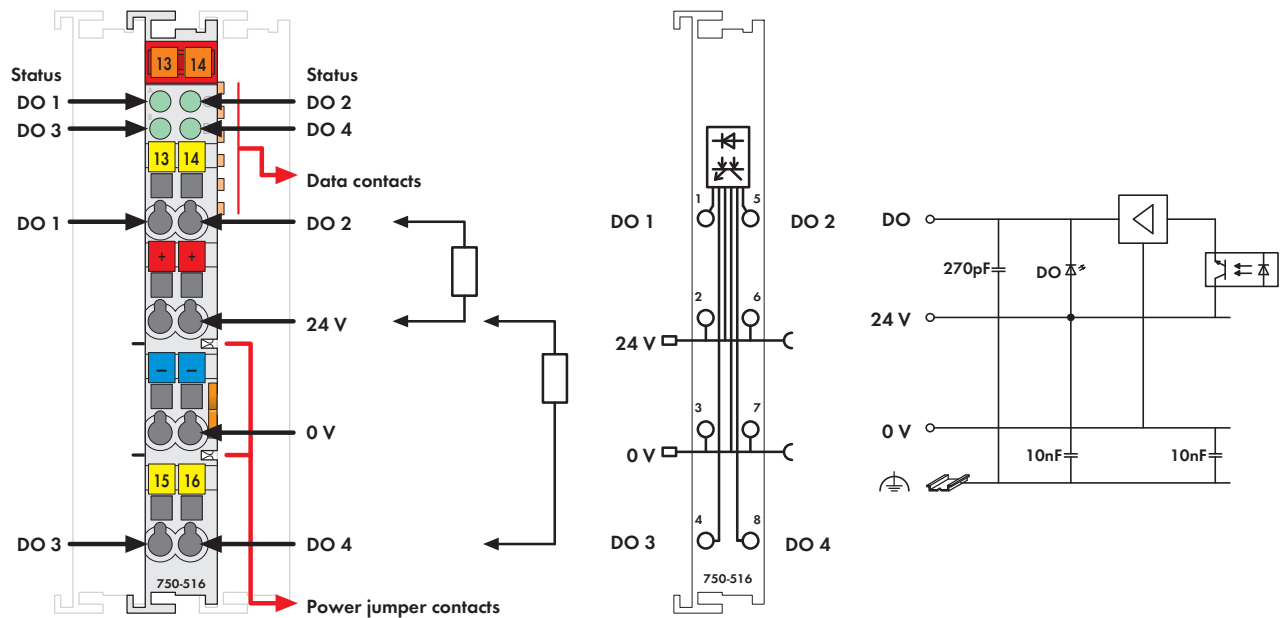










Fig. 750 Series/Technical data see page 24/Delivered without miniature WSB markers
750/753 Series marking see pages 10 ... 11 / 12 ... 13

The connected load is switched via the digital output from the control system.

All outputs are electronically short-circuit-protected.

Each output is electrically isolated from the bus by use of optocouplers.

Description	Item No.	Pack. Unit
4DO 24V DC 0.5A/ low-side switching	750-516	1
4DO 24V DC 0.5A/ low-side switching (without connector)	753-516	1
Accessories		
 753 Series Connectors	753-110	25
 Coding elements	753-150	100
Miniature WSB Quick marking system		
 plain	248-501	5
 with marking	see pages 352 ... 353	
Approvals		
Also see "Approvals Overview" in Section 1		
Conformity marking	CE	
Shipbuilding	ABS, BV, DNV, GL, KR, LR*, NKK*, PRS*, RINA* *753 Series, pending	
 UL 508		
 ANSI/ISA 12.12.01	Class I, Div. 2, Grp. ABCD, T4	
 IEC 60079-0, -15	BR-Ex nA II T4	
 EN 60079-0, -15	I M2 / II 3 GD Ex nA IIC T4	
EN 61241-0, -1		

Technical Data	
No. of outputs	4
Current consumption (internal)	7 mA
Voltage via power jumper contacts	24 V DC (-25 % ... +30 %)
Type of load	resistive, inductive, lamps
Max. switching frequency	5 kHz
Output current (max.)	0.5 A short-circuit protected
Inductive load switch off energy dissipation W (max.)	0.55 J; $L_{max} = 2 \times W_{max} / I^2$
Current consumption typ. (field side)	30 mA / module + charge
Isolation	500 V system/supply
Internal bit width	4 bits
Wire connection	CAGE CLAMP®
Cross sections	0.08 mm ² ... 2.5 mm ² / AWG 28 ... 14
Stripped lengths, 750/753 Series	8 ... 9 mm / 0.33 in 9 ... 10 mm / 0.37 in
Width	12 mm
Weight	49.5 g
EMC: CE - immunity to interference	acc. to EN 60000-6-2 (2005)
EMC: CE - emission of interference	acc. to EN 61000-6-4 (2007)
EMC: marine applications	
- immunity to interference	acc. to Germanischer Lloyd (2003)
EMC: marine applications	
- emission of interference	acc. to Germanischer Lloyd (2003)