


Female Connectors Pin Spacing 5 mm, 5.08 mm MCS-MIDI Classic



- Universal connection for all conductor types
- Easy cable pre-assembly and on-unit wiring via vertical and horizontal CAGE CLAMP® actuation
- With coding fingers
- Integrated test ports

Technical data:

Pin Spacing	Straight female connectors:			Angled female connectors:		
	5 mm/5.08 mm 0.197 in/0.2 in			5 mm/5.08 mm 0.197 in/0.2 in		
Rating per	IEC/EN 60664-1			IEC/EN 60664-1		
Overtoltage category	III	III	II	III	III	II
Pollution degree	3	2	2	3	2	2
Rated voltage	320 V	320 V	630 V	320 V	320 V	630 V
Rated surge voltage	4 kV	4 kV	4 kV	4 kV	4 kV	4 kV
Nominal current	16 A	16 A	16 A	14 A	14 A	14 A
Approvals per	UL/CSA			UL/CSA		
Use group UL 1059	B	C	D	B	C	D
Rated voltage	300 V	-	300 V	300 V	-	300 V
Nominal current UL	15 A	-	10 A	15 A	-	10 A
Nominal current CSA	15 A	-	10 A	15 A	-	10 A

The MCS-MIDI connection system is UL 1977 approved and capable of up to 600 V for factory wiring.

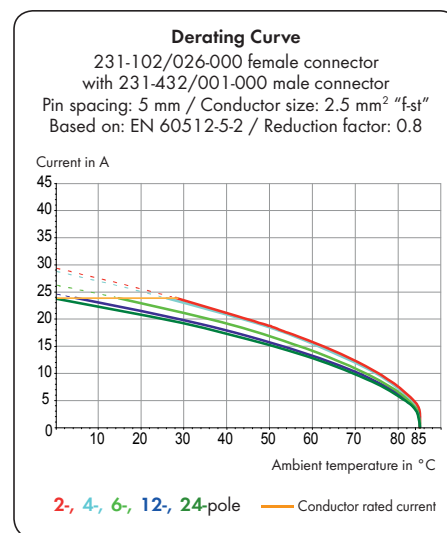
Conductor data:

Connection technology	CAGE CLAMP®	
Conductor size: solid	0.08 - 2.5 mm ²	
Conductor size: fine-stranded	0.08 - 2.5 mm ²	
Conductor size: fine-stranded	0.25 - 1.5 mm ² (with insulated ferrule)	
Conductor size: fine-stranded	0.25 - 2.5 mm ² (with uninsulated ferrule)	
AWG	28 - 12	12: THHN, THWN
Strip length	8 - 9 mm / 0.31 - 0.35 in	

Material data:

Material group	I
Insulating material	Nylon 6.6 (PA 6.6)
Flammability rating per UL 94	V0
Lower/Upper temperature limit	-60°C / +85°C
Clamping spring material	Chrome-nickel spring steel (CrNi)
Contact material	Copper alloy
Contact plating	tin-plated
MCS connectors are also available upon request with gold-plated or partially gold-plated contact surfaces.	
Depending on the version requested, "item no. suffix ... /010-000" is added to the "basic item no."	

MCS - MULTI CONNECTION SYSTEM includes connectors **without** breaking capacity in accordance with IEC 61984. When used as intended, these connectors shall not be connected/disconnected when live or under load. The circuit design should ensure header pins, which can be touched, are not live in unmated condition.



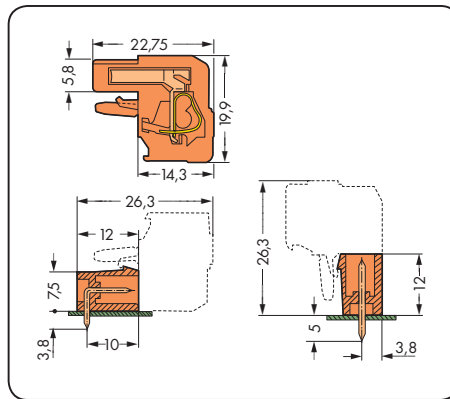
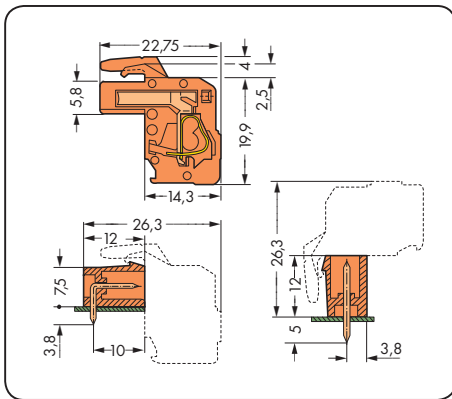

MCS-MIDI accessories:

Page:

Marking accessories	540 - 543
Operating tools	466 - 467
Direct marking	358 - 360
Comb-style jumper bars	476
Insulation stop	469
Test plug adapter	474
Test plugs	538
Screws	546
Strain relief housings	472 - 473
Strain relief plates	470 - 471

Female Connectors MCS-MIDI Classic

Angled, conductor entry opposite of latches Pin spacing 5.08 mm / 0.2 in		Angled, conductor entry same direction as latches Pin spacing 5.08 mm / 0.2 in	
0.08 - 2.5 mm ²	AWG 28 - 12	0.08 - 2.5 mm ²	AWG 28 - 12
320 V/4 kV/2 14 A	300 V/15 A	320 V/4 kV/2 14 A	300 V/15 A



Total length = (pole no. x pin spacing) + 1.5 mm + 0.9 mm

Pole No.	Item No.	Pack. Unit	Pole No.	Item No.	Pack. Unit
Angled female connector, conductor entry opposite of latches, orange			Angled female connector, conductor entry same direction as latches, orange		
2	232-302/026-000	100	2	232-402/026-000	100
3	232-303/026-000	100	3	232-403/026-000	100
4	232-304/026-000	100	4	232-404/026-000	100
5	232-305/026-000	100	5	232-405/026-000	100
6	232-306/026-000	50	6	232-406/026-000	50
7	232-307/026-000	50	7	232-407/026-000	50
8	232-308/026-000	50	8	232-408/026-000	50
9	232-309/026-000	50	9	232-409/026-000	50
10	232-310/026-000	50	10	232-410/026-000	50
11	232-311/026-000	25	11	232-411/026-000	25
12	232-312/026-000	25	12	232-412/026-000	25
13	232-313/026-000	25	13	232-413/026-000	25
14	232-314/026-000	25	14	232-414/026-000	25
15	232-315/026-000	25	15	232-415/026-000	25
16	232-316/026-000	25	16	232-416/026-000	25
17	232-317/026-000	25	17	232-417/026-000	25
18	232-318/026-000	10	18	232-418/026-000	10
19	232-319/026-000	10	19	232-419/026-000	10
20	232-320/026-000	10	20	232-420/026-000	10
21	232-321/026-000	10	21	232-421/026-000	10
22	232-322/026-000	10	22	232-422/026-000	10
23	232-323/026-000	10	23	232-423/026-000	10
24	232-324/026-000	10	24	232-424/026-000	10
2- to 3-pole female connectors - one latch only					