



9 Description and Handling Tap-Off Connectors, 3- and 6-Pole


510



Pressing conductors into strain relief fingers.




Place upper and lower part of the socket into pre-locked position ...

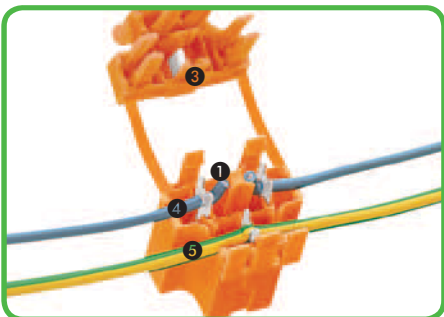


... and squeeze with pliers into final, locked position.

730 Series Tap-Off Connectors, 3-Pole





Wiring a 3-pole plug equipped with CAGE CLAMP®.




Three-pole socket includes:

- 1 IDC connection
- 2 CAGE CLAMP® connection
- 3 Isolating blade
- 4 Cut and IDC contacted "live" conductor
- 5 IDC contacted ground conductor



Snapping socket halves together will automatically cut and terminate a "live" conductor without stripping, allowing switching applications (e.g., door switches).



Inserting a plug into the socket.


CAGE CLAMP® clamps the following copper conductors:*

solid


stranded

fine-stranded, also with tinned single strands


* For aluminum conductors, see notes in Section 11.



Wiring a 6-pole plug equipped with CAGE CLAMP®.




Pressing conductors into strain relief fingers.




Place upper and lower part of the socket into pre-locked position ...


730 Series Tap-Off Connectors, 6-Pole




... and squeeze with pliers into final, locked position.



Inserting a plug into the socket.



Marking via side marker carrier.



Testing via Ø 2.3 mm test plug.




fine-stranded,
tip-bonded



fine-stranded with
crimped ferrules
(gas-tight)



fine-stranded with
crimped pin terminal
(gas-tight)



- Plugs with CAGE CLAMP® for the universal connection of all conductor types
- Sockets with IDC connection for tapping individual conductors without stripping
- Three-pole sockets automatically cut “live” conductor (e.g., door switches in elevator shafts)
- Sockets available with additional fixing flanges

Technical data:

Pin Spacing	Potential – Potential			Potential – Surface		
	IEC/EN 60664-1			IEC/EN 60664-1		
Rating per	III	III	II	III	III	II
Overtoltage category	3	2	2	3	2	2
Pollution degree	3	2	2	3	2	2
Rated voltage	500 V	630 V	1000 V	320 V	320 V	630 V
Rated surge voltage	6 kV	6 kV	6 kV	4 kV	4 kV	4 kV
Nominal current	10 A	10 A	10 A	10 A	10 A	10 A
Approvals per	UL/CSA					
Use group UL 1059	B	C	D			
Rated voltage	-	600 V	-			
Nominal current UL	-	10 A	-			
Nominal current CSA	-	10 A	-			

Conductor data for plugs:

Connection technology	CAGE CLAMP®	
Conductor size: solid	0.08 - 2.5 mm ²	
Conductor size: fine-stranded	0.08 - 2.5 mm ²	
Conductor size: fine-stranded	0.25 - 1.5 mm ²	(with insulated ferrule)
Conductor size: fine-stranded	0.25 - 2.5 mm ²	(with uninsulated ferrule)
AWG	28 - 14	12: THHN, THWN
Strip length	8 - 9 mm / 0.31 - 0.35 in	

Conductor data for sockets:

Connection technology	FIT CLAMP®	(IDC connection)
Conductor size: fine-stranded	0.75 - 1.5 mm ²	(PVC insulation, single)
AWG	18 - 16	
Insulation diameter	max. Ø 3.5 mm	

Material data:

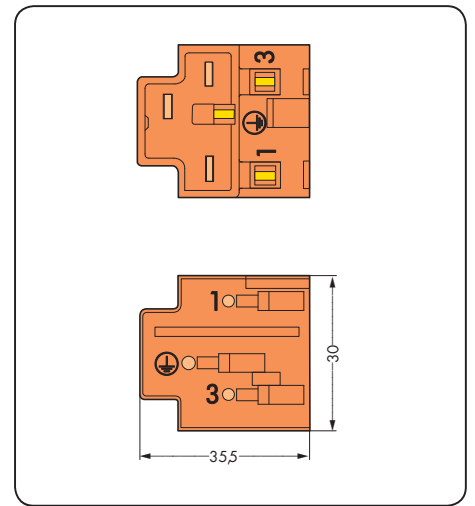
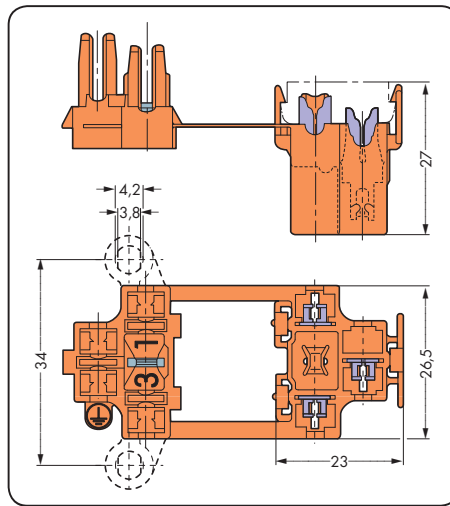
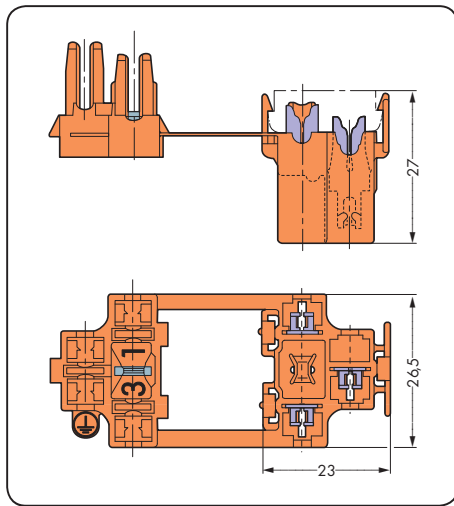



Material group	I
Insulating material	Nylon 6.6 (PA 6.6)
Flammability rating per UL 94	V0
Lower/Upper temperature limit	-60°C / +85°C
Clamping spring material	Chrome-nickel spring steel (CrNi)
Contact material (socket)	Brass
Contact material (plug)	Electrolytic copper (E _{Cu})
Contact plating	tin-plated

730 Series accessories:

Page:

Operating tools	526 - 528
Test plug, Ø 2.3 mm	538

Sockets		Sockets with fixing flanges		Plugs	
0.75 - 1.5 mm ² "f-st" 500 V/ 6 kV/3 10 A	AWG 18 - 16 "f-st" 600 V/10 A	0.75 - 1.5 mm ² "f-st" 500 V/ 6 kV/3 10 A	AWG 18 - 16 "f-st" 600 V/10 A	0.08 - 2.5 mm ² "sol."+"f-st" 500 V/ 6 kV/3 10 A	AWG 28 - 14 "sol."+"f" 600 V/10 A



Pole No.	Item No.	Pack. Unit	Pole No.	Item No.	Pack. Unit	Pole No.	Item No.	Pack. Unit
Socket with IDC connection, 2 x live, 1 x protective ground, orange			Socket with IDC connection and fixing flanges, 2 x live, 1 x protected ground, orange			Plug with CAGE CLAMP®, 2 x live, 1 x protected ground, orange		
3	730-103	50	3	730-123	50	3	730-113	50

