




Fixing




Terminal strip with fixing flanges, screw mount.




Terminal strip with snap-in mounting feet, mounting in holes.



Terminal strip with snap-in mounting feet, mounting onto special aluminum rail.




Terminal strip with fixing flanges, consisting of:
End plate with fixing flange ①
Center terminal blocks ②
End terminal block with fixing flange ③



Terminal strip with mounting feet, consisting of:
End plate ④ / Center terminal blocks with/without snap-in mounting feet ⑤ / End terminal block with/without snap-in mounting foot ⑥




Marking



WAGO WMB Multi marking system or WAGO miniature WSB Quick marking system.

Push-in type jumper bar system



Push jumper bars down firmly until fully inserted! When using multipole bars, push alternately on right and then left side, until installed.

CAGE CLAMP® clamps the following copper conductors:*

solid stranded

fine-stranded, also with tinned single strands

fine-stranded, tip-bonded

fine-stranded, with ferrule ❶ (gastight crimped)

fine-stranded, with pin terminal (gastight crimped)

* For aluminum conductors, see notes in Section 14.

❶ When using ferrules, the max. conductor cross section accommodated is one size smaller than max. rating of terminal block.

Compact Terminal Strips 2.5 mm² (4 mm² "f-st") with Fixing Flanges or Snap-in Mounting Feet 869 Series

CAGE CLAMP®

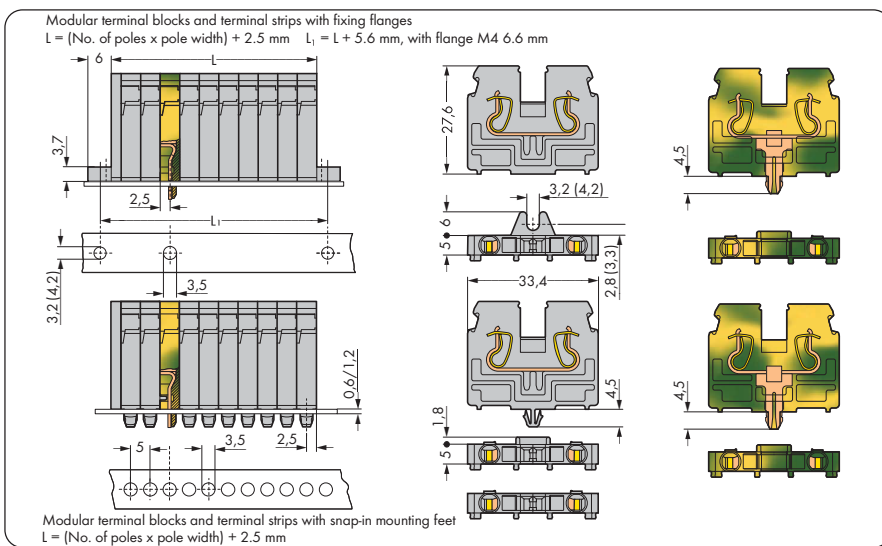
9

431

0.08 - 2.5 (4 "f-st") mm ² 500 V/6 kV/3 I _N 24 A Pole width 5 mm / 0.197 in 6 - 7 mm / 0.26 in	AWG 28 - 12 300V, 20A _c	0.08 - 2.5 (4 "f-st") mm ² 500 V/6 kV/3 I _N 24 A Pole width 5 mm / 0.197 in 6 - 7 mm / 0.26 in	AWG 28 - 12 300V, 20A _c	0.08 - 2.5 (4 "f-st") mm ² 500 V/6 kV/3 I _N 24 A Pole width 5 mm / 0.197 in 6 - 7 mm / 0.26 in	AWG 28 - 12 300V, 20A _c
--	---------------------------------------	--	---------------------------------------	--	---------------------------------------



Pole No.	Item No.	Pack. Unit	Pole No.	Item No.	Pack. Unit	Pole No.	Item No.	Pack. Unit
Compact terminal strip with fixing flanges M 3, for screw or similar mounting types, fixing hole 3.2 mm Ø, gray			Compact terminal strip with fixing flanges M 4, for screw or similar mounting types, fixing hole 4.2 mm Ø, gray			Compact terminal strip with snap-in mounting feet, for plate thickness 0.6-1.2 mm, fixing hole 3.5+0.1 mm Ø, gray		
2	869-102	100	2	869-202	100	2	869-152	100
3	869-103	100	3	869-203	100	3	869-153	100
4	869-104	100	4	869-204	100	4	869-154	100
5	869-105	100	5	869-205	100	5	869-155	100
6	869-106	50	6	869-206	50	6	869-156	50
7	869-107	50	7	869-207	50	7	869-157	50
8	869-108	50	8	869-208	50	8	869-158	50
9	869-109	50	9	869-209	50	9	869-159	50
10	869-110	50	10	869-210	25	10	869-160	25
11	869-111	25	11	869-211	25	11	869-161	25
12 ①	869-112	25	12 ①	869-212	25	12 ①	869-162	25
light gray			light gray			light gray		
2	869-132	100	2	869-232	100	2	869-182	100
3	869-133	100	3	869-233	100	3	869-183	100
4	869-134	100	4	869-234	100	4	869-184	100
5	869-135	100	5	869-235	100	5	869-185	100
6	869-136	50	6	869-236	50	6	869-186	50
7	869-137	50	7	869-237	50	7	869-187	50
8	869-138	50	8	869-238	50	8	869-188	50
9	869-139	50	9	869-239	50	9	869-189	50
10	869-140	25	10	869-240	25	10	869-190	25
11	869-141	25	11	869-241	25	11	869-191	25
12 ①	869-142	25	12 ①	869-242	25	12 ①	869-192	25




① For longer strips and /or assemblies of different colors, please contact factory


Item no. suffixes for terminal strips:


- 869-102 to 869-112
- 869-202 to 869-212
- 869-152 to 869-162

- blue .../000-006 ②
- green-yellow .../000-016

② Terminal blocks with blue insulation are suitable for Ex i applications

0.08 - 2.5 (4" f-st") mm² ① AWG 28 - 12
 500 V/6 kV/3 ② 300 V, 20 A. 
 I_N 24 A






Terminal block width 5 mm / 0.197 in
 6 - 7 mm / 0.26 in ③



Terminal strips with M3 or M4 fixing flanges, for screw or similar mounting types
 3.2 mm Ø M3 flange
 4.2 mm Ø M4 flange


- ① Max. insulation diameter: 4.4 mm
- ② 500 V = rated voltage
 6 kV = rated surge voltage
 3 = pollution degree
 (also see Section 1.4)
- ③ Strip length, see packaging or instructions.
- ④ Suitable for Ex i applications
- ⑤ See application notes for:
 Insulation stop, page 199
 Group marker carrier, page 281



Color	Item No.	Pack. Unit
Center terminal block with snap-in mounting foot, for plate thickness 0.6 - 1.2 mm, fixing hole Ø: 3.5 +0,1 mm		
 gray	869-311	100
 blue	869-314 ④	100
 orange	869-316	100
 green-yellow	869-317	100
 light gray	869-319	100





Terminal strips with snap-in mounting feet, for plate thickness 0.6 - 1.2 mm (0.02 - 0.047 in), fixing hole 3.5 +0.1 mm Ø





Insert insulation stop into conductor entry holes of terminal strip.


Item-Specific Accessories


Aluminum carrier rail,  1000 mm long, 18 mm wide, 7 mm high		
	210-154	1


End stop, for WSB Quick markers,  for 210-154 aluminum rail, 6 mm wide		
	209-122	25

Marking strip, plain,  7.5 mm wide, 1 m/3'3" long translucent		
	709-196	1

Protective warning marker,  with high-voltage symbol, black, for 5 terminal blocks yellow		
	280-405	100 (4x25)

Group marker carrier,  ⑤ fits into terminal block jumper slots gray		
	870-184	50 (2x25)

Test plug,  with 500 mm cable, 2 mm Ø red		
	210-136	50



Protective warning markers (280-405), with black high-voltage symbols.




Wiring programmable logic controllers and microprocessor-operated control circuits often relies on very small cross sections of fine-stranded conductors. These small conductors are highly flexible, and they deform when pushed against the conductor stop in terminal blocks. As a result, the conductor insulation – not the copper conductor – may be clamped, causing intermittent contact or no contact at all. Common to all terminal block types currently offered, this problem creates unnecessary downtime for troubleshooting.


The solution: an insulation stop for compact terminal blocks. Insulation stops automatically bundle the cores of fine-stranded conductors when inserted into the clamping unit, preventing splaying. This also limits the conductor entry to a defined cross sectional area – ensuring the actual conductor, not the insulation, will enter the clamping unit.

























The insulation stop is available as dividable 5-pole strip for the 869 Series terminal strips.

Insulation stop usage will not affect the conductor strip lengths for the aforementioned terminal strips.

Modular Terminal Blocks 2.5 mm² (4 mm² "f-st") with Fixing Flanges or Snap-in Mounting Feet 869 Series




0.08 - 2.5 (4" f-st") mm ² ① 500 V/6 kV/3 ② I _N 24 A Terminal block width 5 mm / 0.197 in 6 - 7 mm / 0.26 in ③	AWG 28 - 12 300 V, 20 A 	0.08 - 2.5 (4" f-st") mm ² ① 500 V/6 kV/3 ② I _N 24 A Terminal block width 5 mm / 0.197 in 6 - 7 mm / 0.26 in ③	AWG 28 - 12 300 V, 20 A 	0.08 - 2.5 (4" f-st") mm ² ① 500 V/6 kV/3 ② I _N 24 A Terminal block width 5 mm / 0.197 in 6 - 7 mm / 0.26 in ③	AWG 28 - 12 300 V, 20 A 
--	--	--	--	--	--



Color	Item No.	Pack. Unit	Color	Item No.	Pack. Unit	Color	Item No.	Pack. Unit
Center terminal block without snap-in mounting foot, required for terminal strips with fixing flanges between end plate and end terminal block			End terminal block with fixing flange M 3, for screw or similar mounting types, fixing hole 3.2 mm Ø			End terminal block with snap-in mounting foot, for plate thickness 0.6 - 1.2 mm, fixing hole Ø: 3.5 + 0.1 mm		
	869-321	100		869-301	100		869-331	100
	869-324 ④	100		869-304 ④	100		869-334 ④	100
	869-326	100		869-307	100		869-337	100
	869-327	100		869-309	100		869-339	100
	869-329	100						
Center terminal block with direct ground contact, diameter of hole 3.5 + 0.1 mm, Notice: Terminal block cannot be commoned.			End terminal block with fixing flange M 4, for screw or similar mounting types, fixing hole 4.2 mm Ø			End terminal block without snap-in mounting foot, for plate thickness 0.6-1.2 mm		
	869-328	100		869-351	100		869-341	100
				869-354 ④	100		869-344 ④	100
				869-357	100		869-347	100
				869-359	100		869-349	100
Item-Specific Accessories								
Aluminum carrier rail, 1000 mm long, 18 mm wide, 7 mm high  210-154 1								
End stop, for WSB Quick markers, for 210-154 aluminum rail, 6 mm wide  209-122 25								

869 Series Accessories

Appropriate marking systems: WMB/Miniature WSB
(see Section 13)

End plate with fixing flange M 3, 2.5 mm thick	End plate with fixing flange M 4, 2.5 mm thick	End plate, for terminal blocks with snap-in mounting foot, 2.5 mm thick
 gray 869-385 100 (4x25)	 gray 869-395 100 (4x25)	 gray 869-375 100 (4x25)
blue 869-388 100 (4x25)	blue 869-398 100 (4x25)	blue 869-378 100 (4x25)
green-yellow 869-389 100 (4x25)	green-yellow 869-399 100 (4x25)	green-yellow 869-379 100 (4x25)
light gray 869-387 100 (4x25)	light gray 869-397 100 (4x25)	light gray 869-377 100 (4x25)
Insulation stop, ⑤ 5 pcs/strip, 0.08 - 0.2 mm ² "s" (0.14 mm ² "f-st") white 280-470 200 (8x25)	Push-in type jumper bar, insulated, I _N 18 A, light gray 2-way 870-402 200 (8x25) 3-way 870-403 200 (8x25) 4-way 870-404 200 (8x25) 5-way 870-405 100 (4x25) 6-way 870-406 100 (4x25) 7-way 870-407 100 (4x25) 8-way 870-408 100 (4x25) 9-way 870-409 100 (4x25) 10-way 870-410 100 (4x25)	Push-in type jumper bar, insulated, I _N 18 A, light gray from 1 to 3 870-433 200 (8x25) from 1 to 4 870-434 200 (8x25) from 1 to 5 870-435 100 (4x25) from 1 to 6 870-436 100 (4x25) from 1 to 7 870-437 100 (4x25) from 1 to 8 870-438 100 (4x25) from 1 to 9 870-439 100 (4x25) from 1 to 10 870-440 100 (4x25)
Insulation stop, ⑤ 5 pcs/strip, 0.25 - 0.5 mm ² light gray 280-471 200 (8x25)		
Insulation stop, ⑤ 5 pcs/strip, 0.75 - 1 mm ² dark gray 280-472 200 (8x25)		

For list of approvals and user guide, see pages 634 to 637.