


Rail-Mounted Terminal Blocks 279 to 285 Series and 880 Series

Assembly




By snapping a ground conductor terminal block onto the carrier rail, a direct electrical connection is automatically made to the rail.

Assembly




Quick assembly keys prevent reverse mounting.

Removal




Removing a terminal block from the assembly.

Commoning




Commoning ground conductor terminal blocks with through terminal blocks is possible in one direction only (via rear side of terminal block) using adjacent jumpers. In addition to the required marking of these blocks, use yellow-green adjacent jumpers.

Commoning with step-down jumpers




Commoning terminal blocks of different sizes – step down.
For application notes, see page 178.

Commoning




Staggered jumpers for sophisticated circuit requirements. Push jumpers down firmly until fully inserted. For additional notes, see page 201.

According to EN 60947-7-2 (VDE 0611, part 3), steel carrier rails shall not be used for PEN applications




Testing - 880 Series




880 Series terminal blocks have an additional test slot for 2 mm Ø or 2.3 mm Ø test plugs.

Protective warning marker




Protective warning markers inserted into the operating slots.




CAGE CLAMP®
clamps the following
copper conductors:*

solid



stranded




fine-stranded,
also with tinned
single strands

* For aluminum conductors, see notes in Section 14.


- Description and Handling -

CAGE CLAMP® connection



Conductor termination


CAGE CLAMP® connection



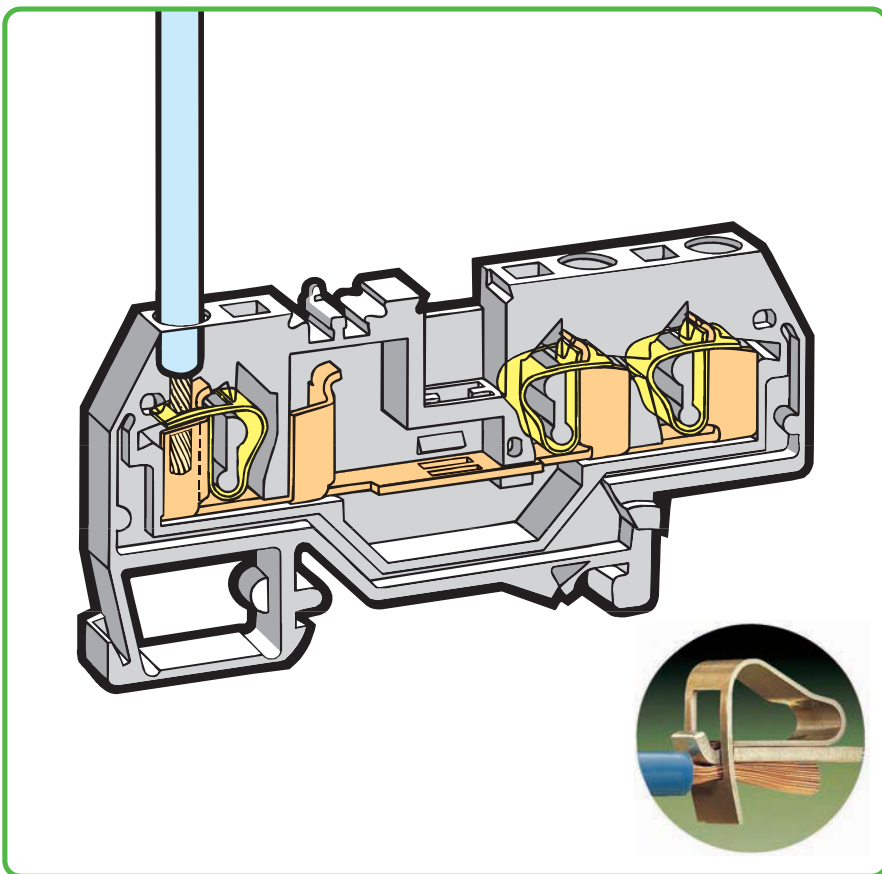
Conductor termination

❶ When using ferruled conductors, it is necessary to use a terminal block one size larger than the nominal cross section of the wire.


Testing



Testing with test plug.
Test plug fitted with CAGE CLAMP®.




Testing



L-type test plug modules fitted with CAGE CLAMP®.
For application notes, see page 194.

Testing




B-type test plug modules fitted with CAGE CLAMP®.
For application notes, see page 195.

Marking




Marking with WMB Multi marking system.
For additional systems, see Section 13.

Insulation stop




Insertion of insulation stop.
For application notes, see page 199.


Testing




Testing with test plug.
Using 209-170 test plug adapter.



fine-stranded,
tip-bonded



fine-stranded,
with ferrule ❶
(gastight crimped)

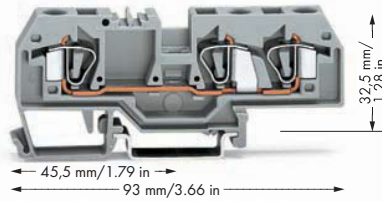
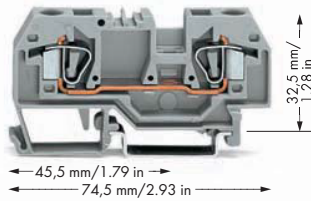


fine-stranded,
with pin terminal
(gastight crimped)

Through/Ground Conductor and Ex Terminal Blocks 6 mm² 282 Series



0.2 - 6 mm² 800 V/8 kV/3 ① I _N 41 A Terminal block width 8 mm / 0.315 in 12 - 13 mm / 0.49 in ②	AWG 24 - 10 600 V, 30 A ④ 600 V, 40 A ⑤ Terminal block width 8 mm / 0.315 in 12 - 13 mm / 0.49 in ②	0.2 - 6 mm² 800 V/8 kV/3 ① I _N 41 A Terminal block width 8 mm / 0.315 in 12 - 13 mm / 0.49 in ②	AWG 24 - 10 600 V, 30 A ④ 600 V, 40 A ⑤ Terminal block width 8 mm / 0.315 in 12 - 13 mm / 0.49 in ②
--	--	--	--



- ① 800 V = rated voltage
8 kV = rated surge voltage
3 = pollution degree
(also see Section 14)
- ② Strip length, see packaging or instructions.
- ③ Suitable for Ex i applications
- ④ Suitable for Ex e II applications
0.5 mm² - 6 mm²/AWG 20 - 10
550 V, 39 A
Jumper 35 A
(also see Section 14)
- ⑤ See application notes for:
Test plug module, page 197
Banana plug, page 198
Step-down jumper, pages 178 - 179

Item No.	Pack. Unit	Item No.	Pack. Unit
2-conductor through terminal block		3-conductor through terminal block	
gray 282-901	50	gray 282-681	25
blue 282-904 ③	50	blue 282-684 ③	25
orange 282-902	50	orange 282-682	25
light gray ⑤	50	light gray ⑤	50
2-conductor ground terminal block		3-conductor ground terminal block	
green-yellow 282-907	50	green-yellow 282-687	25
green-yellow ⑤	50	green-yellow ⑤	50



Commoning with step-down jumpers
A step-down cover plate must be inserted between terminal blocks to be jumpered. Step-down jumper 284-414 commons 10/6 mm²/AWG 8/10 terminal blocks with 4/2.5/1.5 mm²/AWG 12/14/16 terminal blocks.

Step-down jumpers are simply pushed down for full insertion, similar to adjacent jumpers.

Item-Specific Accessories				Item-Specific Accessories			
End and intermediate plate, 2.5 mm thick				End and intermediate plate, 2.5 mm thick			
orange	282-328	100 (4x25)		orange	282-339	100 (4x25)	
gray	282-325	100 (4x25)		gray	282-308	100 (4x25)	
light gray	282-330	100 (4x25)		light gray	282-341	100 (4x25)	
Separator, oversized, 2 mm thick				Separator, oversized, 2 mm thick			
orange	282-329	100 (4x25)		orange	282-340	100 (4x25)	
gray	282-326	100 (4x25)		gray	282-309	100 (4x25)	
light gray	282-331	100 (4x25)		light gray	282-342	100 (4x25)	
Cover plate, 1 mm thick				Cover plate, 1 mm thick			
gray	282-357	25		gray	282-358	25	
orange	282-367	25		orange	282-368	25	



Commoning with step-down jumpers
A step-down cover plate must be inserted between terminal blocks to be jumpered. Step-down jumper 284-413 commons 10/6 mm²/AWG 8/10 terminal blocks with 6/4 mm²/AWG 10/12 terminal blocks.

Step-down jumpers are simply pushed down for full insertion, similar to adjacent jumpers.

282 Series Accessories			
Appropriate marking systems: WMB/WFB (see Section 13)			
Ex e/Ex i separator, orange, 3 mm thick	120 mm	209-191	50 (2x25)
Step-down jumper, insulated, I_N 30 A		gray	284-413 50 (2x25)
Adjacent jumper, insulated, I_N 41 A		gray	282-402 100 (4x25)
		yellow-green	282-422 100 (4x25)
Test plug adapter, 8.3 mm wide, for terminal blocks 1.5 - 10 mm², for test plug 4 mm Ø		gray	209-170 50 (2x25)
Alternate jumper, insulated, I_N 41 A		gray	282-409 100 (4x25)
Banana plug, for socket 4 mm Ø, color mixed			215-111 50
Protective warning marker, with high-voltage symbol, black, for 5 terminal blocks		yellow	282-415 100 (4x25)
B-type test plug module, can be snapped together, 8 mm wide		gray	709-310 100 (4x25)
Step-down jumper, insulated, I_N 15 A		gray	284-414 50 (2x25)
B-type spacer module, can be snapped together, 8 mm wide		gray	709-311 100 (4x25)

Note:
The total current flowing shall not exceed the rating of the step-down jumper.