



Touchproof protection



Carrier terminal blocks and female plugs are protected against accidental contact.

Removal



Separate terminal block assembly and slide individual terminal blocks laterally using an operating tool.

Testing




Test plug adapter for 4mm test plugs or banana plugs – also suitable for X-COM® S MINI terminal blocks.

Locking lever



Slide locking lever into position.



Females plugs can be locked individually.


Commoning


X-COM® S terminal blocks can be commoned using jumpers for TOPJOB® S terminal blocks. An end plate provides connection to TOPJOB® S terminal blocks. Combining 2020 Series with 2022 Series terminal blocks. Jumper slots are on the same level for both series.

Coding


Insert coding pin into the corresponding slot and twist it off.

Coding


Remove coding finger with a cutting tool.