



Double-Deck Disconnect Terminal Blocks with Movable Knife Disconnect




Terminal block assembly


- 1 Conductor sizes: 0.25 mm² - 4 mm² "s + f-st";
Push-in conductor sizes: 0.75 mm² - 4 mm² "s"
and 0.75 mm² - 2.5 mm²
"insulated ferrules, 12 mm"
- 2 400 V = rated voltage
6 kV = rated surge voltage
3 = pollution degree
(also see Section 14)
- 3 Strip length, see packaging or instructions.
- 4 See application notes for:
Colored push-in type jumper bars, page 139
Star point jumper, page 140
Delta jumper, page 140
Staggered jumper, page 141
Adjacent jumper for continuous commoning,
page 139
Push-in type wire jumper, page 140
TOPJOB®S connector, page 134
TOPJOB®S L-type test plug module, page 136




Testing with test plug 2 mm Ø.



Group marker carrier accommodated in jumper contact slot.



Carrier terminal block 2002-2961 with disconnect plug 2002-401 in parked position.



Carrier terminal block 2002-2961 with disconnect plug 2002-401 in operating position.

Accessories

WMB Multi marking system,

10 strips with 10 markers per card, stretchable 5 - 5.2 mm plain	793-5501	5
--	-----------------	---

WMB Multi marking system, plain,

10 strips with 10 markers per card, stretchable 5 - 5.2 mm		
yellow	793-5501/000-002	
red	793-5501/000-005	
blue	793-5501/000-006	
gray	793-5501/000-007	
orange	793-5501/000-012	
light green	793-5501/000-017	
green	793-5501/000-023	
violet	793-5501/000-024	

WMB Inline, plain,

stretchable 5 - 5.2 mm, 1,500 WMB markers, 5 mm, on roll white	2009-115	1
--	-----------------	---

TOPJOB®S group marker carrier,

snap-on type for jumper slot, 5 mm wide		
gray	2009-191	50 (2x25)

Screwless end stop,

for DIN 35 rail, 6 mm wide		
gray	249-116	100 (4x25)

Screwless end stop,

for DIN 35 rail, 10 mm wide		
gray	249-117	50 (2x25)