




















- ❶ Conductor sizes: 0.25 mm<sup>2</sup> – 4 mm<sup>2</sup> "s + f-st";  
Push-in conductor sizes: 0.75 mm<sup>2</sup> – 4 mm<sup>2</sup> "s"  
and 0.75 mm<sup>2</sup> – 2.5 mm<sup>2</sup>  
"insulated ferrule, 12 mm"
- ❷ 800 V = rated voltage  
8 kV = rated surge voltage  
3 = pollution degree  
(also see Section 14)
- ❸ Strip length, see packaging or instructions.
- ❹ Suitable for Ex i applications
- ❺ See application notes for:  
Colored push-in type jumper bars, page 139  
Vertical jumper, page 142



Double-deck terminal block assembly

2002 Series Accessories		Appropriate marking systems: WMB/Marking strips/WMB Inline (see Section 13)	
<b>End and intermediate plate, 0.8 mm thick</b>  orange <b>2002-2492</b> 100 (4x25) gray <b>2002-2491</b> 100 (4x25)		<b>Test plug adapter,</b> for test plug 4 mm Ø  gray <b>2009-174</b> 100 (4x25)	
<b>Double-deck marker carrier,</b>  pivoting gray <b>2002-121</b> 50 (2x25)		<b>Banana plug,</b> for socket 4 mm Ø, color mixed  <b>215-111</b> 50	
<b>Insulation stop,</b>  5 pcs/strip, 0.25 - 0.5 mm <sup>2</sup> light gray <b>2002-171</b> 200 (8x25)		<b>Testing tap,</b>  for max. 2.5 mm <sup>2</sup> gray <b>2009-182</b> 100 (4x25)	
<b>Insulation stop,</b>  5 pcs/strip, 0.75 - 1 mm <sup>2</sup> dark gray <b>2002-172</b> 200 (8x25)		<b>Test plug,</b>  with 500 mm cable, 2 mm Ø red <b>210-136</b> 50	
<b>Push-in type jumper bar, insulated,</b> I <sub>N</sub> 25 A,  light gray 2-way <b>2002-402</b> 200 (8x25) 3-way <b>2002-403</b> 200 (8x25) 4-way <b>2002-404</b> 200 (8x25) 5-way <b>2002-405</b> 100 (4x25) 6-way <b>2002-406</b> 100 (4x25) 7-way <b>2002-407</b> 100 (4x25) 8-way <b>2002-408</b> 100 (4x25) 9-way <b>2002-409</b> 100 (4x25) 10-way <b>2002-410</b> 100 (4x25)		<b>Test plug,</b>  with 500 mm cable, 2.3 mm Ø yellow <b>210-137</b> 50	
		<b>WMB Multi marking system,</b>  10 strips with 10 markers per card, stretchable 5 - 5.2 mm plain <b>793-5501</b> 5	
		<b>WMB Multi marking system, plain,</b>  10 strips with 10 markers per card, stretchable 5 - 5.2 mm yellow <b>793-5501/000-002</b> red <b>793-5501/000-005</b> blue <b>793-5501/000-006</b> gray <b>793-5501/000-007</b> orange <b>793-5501/000-012</b> light green <b>793-5501/000-017</b> green <b>793-5501/000-023</b> violet <b>793-5501/000-024</b> 5	
<b>Push-in type jumper bar, insulated,</b> I <sub>N</sub> 25 A,  light gray from 1 to 3 <b>2002-433</b> 200 (8x25) from 1 to 4 <b>2002-434</b> 200 (8x25) from 1 to 5 <b>2002-435</b> 100 (4x25) from 1 to 6 <b>2002-436</b> 100 (4x25) from 1 to 7 <b>2002-437</b> 100 (4x25) from 1 to 8 <b>2002-438</b> 100 (4x25) from 1 to 9 <b>2002-439</b> 100 (4x25) from 1 to 10 <b>2002-440</b> 100 (4x25)		<b>WMB Inline, plain,</b>  stretchable 5 - 5.2 mm, 1,500 WMB markers, 5 mm, on roll white <b>2009-115</b> 1	
<b>Double-deck vertical jumper, insulated,</b> I <sub>N</sub> 24 A  light gray <b>2002-492</b> 100 (4x25)		<b>Marking strip, plain,</b>  11 mm wide, 50 m roll white <b>2009-110</b> 1	
<b>Protective warning marker,</b>  with high-voltage symbol, black, for 5 terminal blocks yellow <b>2002-115</b> 100 (4x25)		<b>TOPJOB®S group marker carrier,</b>  snap-on type for jumper slot, 5 mm wide gray <b>2009-191</b> 50 (2x25)	