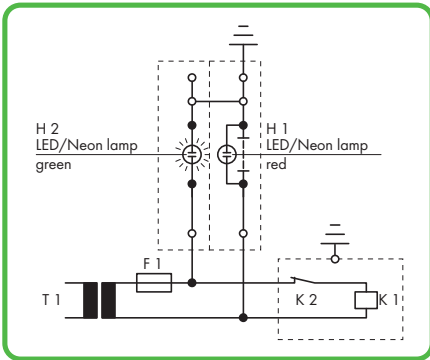


# Disconnect and Ground Conductor Disconnect Terminal Blocks

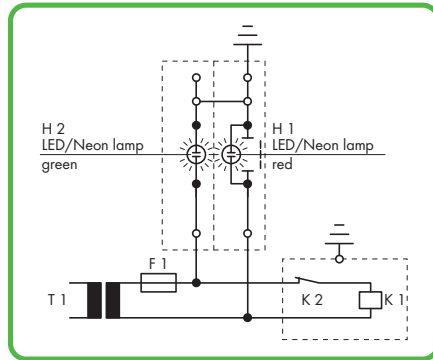


Ground conductor disconnect terminal block – top view

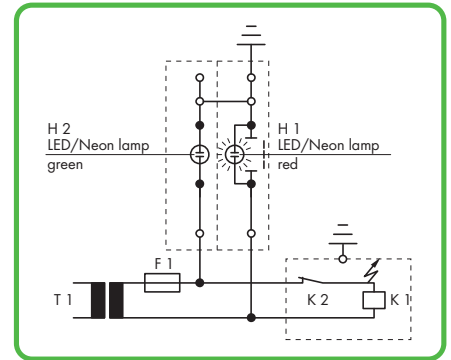
- 1 Conductor sizes: 0.5 mm<sup>2</sup> – 10 mm<sup>2</sup> "s + f-st";  
Push-in conductor sizes: 1 mm<sup>2</sup> – 10 mm<sup>2</sup> "s"  
and 1.5 mm<sup>2</sup> – 6 mm<sup>2</sup>  
"insulated ferrule, 12 mm"
- 2 800 V = rated voltage  
8 kV = rated surge voltage  
3 = pollution degree  
(also see Section 14)
- 3 Strip length, see packaging or instructions.



**Operating condition**  
Slide link closed, auxiliary circuit grounded,  
green lamp illuminates.



**Test condition – no grounding**  
Slide link open, auxiliary circuit not grounded.



**Test condition – grounding**  
Slide link open, auxiliary circuit not grounded,  
red lamp illuminates.



**Terminal block assembly including:**  
Through terminal blocks  
N-conductor disconnect terminal blocks  
Fuse terminal blocks for mini-automotive fuses

IEC 60204/DIN VDE 0113 "Electrical equipment of industrial machines, part 1: General requirements" 9.4.3.1:


Ground faults on control circuits shall not cause unintentional starting, hazardous movements or prevent stopping the machine.

In order to fulfill this requirement, bonding to the protective bonding circuit shall be provided in accordance with 8.2 and the devices shall be connected as described in 9.1.4. Control circuits fed from a transformer and not connected to the protective bonding circuit shall be provided with an insulation monitoring device (e.g., residual current device), which either indicates an ground fault or interrupts the circuit automatically after an ground fault.


In the case of electronic circuits, the connection of one side of the control circuit to the protective bonding circuit in accordance with 9.1.4 can prevent unintentional operation. When this does not help, or if due to other reasons electronic circuits cannot be connected to the protective bonding circuit, other measures shall be taken to achieve the same level of safety.

Multipole control switches which interrupt all live conductors shall be used where the control circuit is directly connected between the phase conductors of the supply or between a phase conductor and a neutral conductor, which is either not grounded or grounded through a high impedance.

This is required for starting or stopping those machine functions, which can cause a hazardous situation including: damaging the machine or halting the work in progress, in the event of unintentional starting or failure to stop.



Carrier terminal block with disconnect plug in operating position.



Carrier terminal block with disconnect plug in parked position.