

# 1 CAGE CLAMP® S Rail-Mounted Terminal Blocks 2000 to 2016 Series

50

## Simply push-in




Directly insert solid and ferruled conductors.

## Conductor termination




Terminating fine-stranded conductors using an operating tool.

## Insulation stop




Conductor termination - Insulation stop.

## Simply jumpered



Insert push-in type jumper bar and push down firmly until it hits the backstop.

## Customizable push-in type jumper bars



Breaking off jumper contacts (up to 4 mm<sup>2</sup>/AWG 12)

## Customizable push-in type jumper bars




Marking with a felt-tip pen.

## CAGE CLAMP®S for all conductor types




## Commoning with step-down jumpers




Commoning with step-down jumpers.

## Star point jumpers




Star point jumpers designed for 'Y' configuration




CAGE CLAMP®S clamps the following copper conductors:\*

solid



stranded



fine-stranded, also with tinned single strands

\* For aluminum conductors, see notes in Section 14.

## - Description and Handling -

### Simply smaller




Up to 30% more compact. Advantage: More wiring space or smaller switch cabinets/junction boxes.

### TOPJOB®S connectors




The 2001, 2002 and 2004 Series terminal blocks are equipped with a test socket for 2 mm Ø or 2.3 mm Ø test plugs.


### Testing tap



Testing tap suited for 2001 to 2016 Series terminal blocks. Tool-free connections for individual test wires up to 2.5 mm<sup>2</sup>/AWG 12.




### Test plug adapter




The test plug adapter for 4 mm Ø plugs is suited for 2001 to 2016 Series terminal blocks.

### Simply marked




Marker strips for center marking

### Wire jumpers



Push down the wire jumper until fully inserted. Lift the jumper with an operating tool for rewiring.

### Marking



WMB InLine  
WMB markers on roll

### Marking



TOPJOB®S group marker carrier, snap-on type for jumper slot



fine-stranded,  
tip-bonded

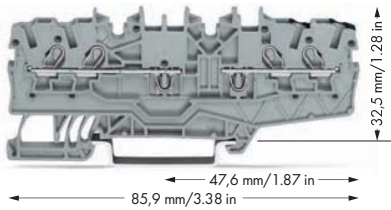


fine-stranded,  
with ferrule,  
(gastight crimped)





fine-stranded,  
with pin terminal  
(gastight crimped)

0.14 - 1 (1.5) mm<sup>2</sup> ① AWG 24 - 16  
 800 V/8 kV/3 ②  
 I<sub>N</sub> 13.5 A (18 A)  
 Terminal block width 3.5 mm / 0.138 in  
 9 - 11 mm / 0.39 in ③



- ① Conductor sizes: 0.14 mm<sup>2</sup> - 1.5 mm<sup>2</sup> "s + f-st";  
 Push-in conductor sizes: 0.5 mm<sup>2</sup> - 1.5 mm<sup>2</sup> "s"  
 and 0.5 mm<sup>2</sup> - 0.75 mm<sup>2</sup>  
 "insulated ferrule, 10 mm"
- ② 800 V = rated voltage  
 8 kV = rated surge voltage  
 3 = pollution degree  
 (also see Section 14)
- ③ Strip length, see packaging or instructions.
- ④ Suitable for Ex i applications
- ⑤ Suitable for Ex e II applications  
 550 V, 13 A  
 Jumper 12 A  
 (also see Section 14)
- ⑥ See application notes for:  
 Star point jumper, page 140  
 Delta jumper, page 140  
 Banana plug, page 198


Item No.	Pack. Unit
<b>Double-potential terminal block,</b> both potentials can be commoned	
○ gray	<b>2000-2141</b> 50



**TOPJOB®S group marker carrier**  
 equipped with WMB Multi marking system.  
 Suitable for all 2000 to 2016 Series TOPJOB®S rail-mount terminal blocks  
 Do not use on an end plate!

Double-potential terminal blocks are space savers. Two independent feedthrough circuits are placed in one insulated housing on one level in just 3.5 mm/0.138 in. This achieves a width of just 1.75 mm/0.069 in versus standard through terminal blocks. Input and output contacts of one circuit are placed on the same side of the terminal block. Both circuits can be individually marked according to input and output.

Item-Specific Accessories		
<b>End and intermediate plate, 0.7 mm thick</b>		
orange	<b>2000-2196</b>	100 (4x25)
gray	<b>2000-2195</b>	100 (4x25)



**Standard and quick marking options:**  
 Three marker slots are available for both individual markers and marking strips.

**Standard and fast marking options:**  
 Four marker slots (double-potential terminal blocks) are available for both individual markers and marking strips