



Compact Rail-Mounted Terminal Blocks for DIN 15 and DIN 35 Rails 870 Series

Assembly




Snapping a rail-mount terminal block onto DIN 35 carrier rail.

Removal



Removing a terminal block from the assembly.

Insulation stop




Inserting an insulation stop.

Push-in type jumper bar system




Push jumper bars down firmly until fully inserted. When using multipole bars, push alternately on right and then left side, until installed.
Push-in type jumper bars 1 - 3 - 5 - 7 or 1 - - 4 - - 7 upon request.


Push-in type jumper bar system



Two parallel jumper receptacles are accommodated in one terminal block.




Commoning with step-down jumpers




Commoning terminal blocks of different sizes - step down.

Testing




Testing is also possible using a pre-wired module assembly, similar to test plugs.

Testing




Testing with phase testing device, also possible with single-pole voltage tester.




CAGE CLAMP® clamps the following copper conductors:*

solid



stranded




fine-stranded, also with tinned single strands

* For aluminum conductors, see notes in Section 14.

① When using ferrules, the max. conductor cross section accommodated is one size smaller than max. rating of terminal block.


- Description and Handling -

CAGE CLAMP® connection



Terminating fine-stranded conductors ranging from 0.08 to 4 mm² (AWG 28 - 12).

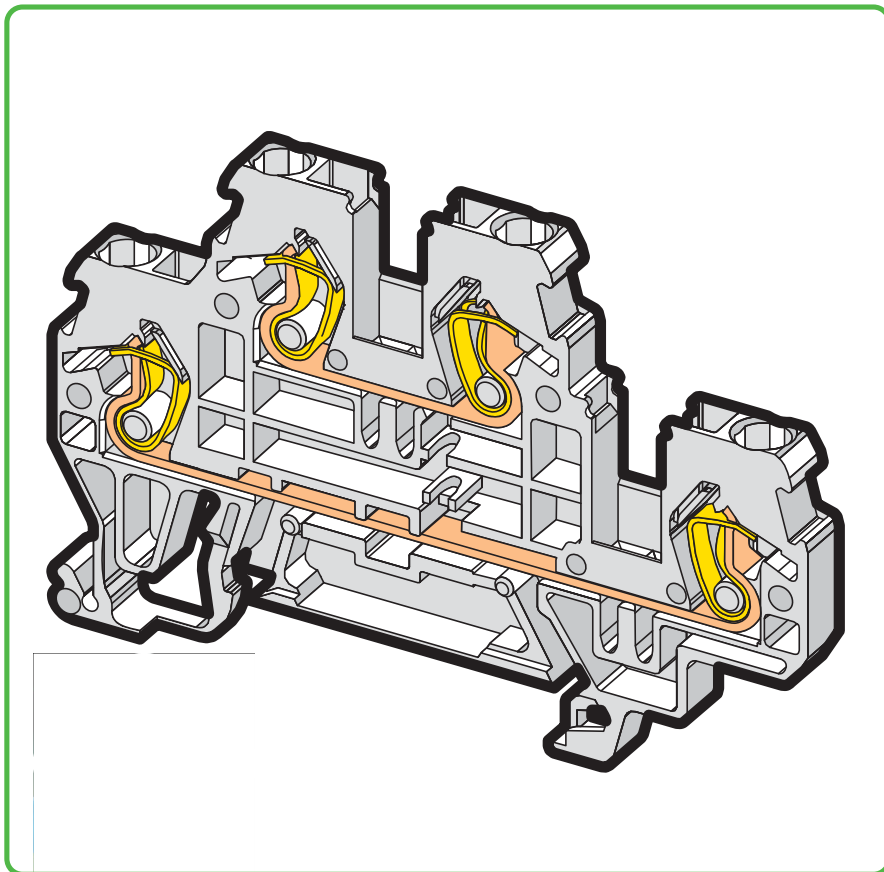
CAGE CLAMP® connection




Multilevel terminal blocks



Double- and triple-deck terminal blocks with internal commoning acting as 4- and 6-conductor terminal blocks.




Protective warning marker




Protective warning markers (280-405), with black high-voltage symbols.

Marking




Marking the clamping unit via WMB Multi marking system or miniature WSB Quick marking system.

Space saver




Save 50% of rail space when using double-deck terminal blocks.

Space saver



Save 67% of rail space when using triple-deck terminal blocks.

Marking Strips



Transparent marker strips (note: Jumpers below may be visible).




fine-stranded, tip-bonded




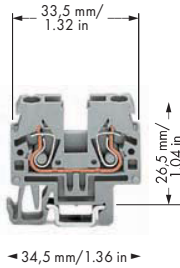
fine-stranded, with ferrule ① (gastight crimped)



fine-stranded, with pin terminal (gastight crimped)

0.08 - 2.5 (4 "f-st") mm² ① AWG 28 - 12
 500 V/6 kV/3 ② 300 V, 20 A. 
 I_N 24 A

Terminal block width 5 mm / 0.197 in
 6 - 7 mm / 0.26 in ③




Assembly:

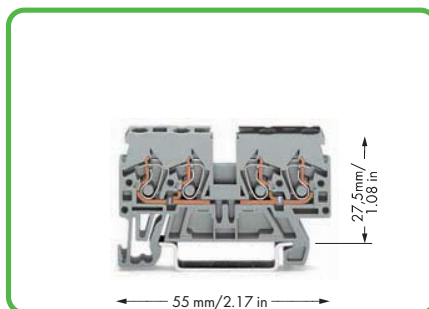
Snap individual terminal blocks onto DIN 15 carrier rail and slide together.

Removal:

Open assembly by laterally sliding terminal blocks with an operating tool and remove them from the rail.

- ① Max. insulation diameter: 4.4 mm
- ② 500 V = rated voltage
 6 kV = rated surge voltage
 3 = pollution degree
 (also see Section 14)
- ③ Strip length, see packaging or instructions.
- ④ Suitable for Ex i applications
- ⑤ Suitable for Ex e II applications
 0.2 mm² - 2.5 (4 "f-st") mm²/AWG 24 - 12
 440 V, 22 A
 Using push-in type jumper bars 1 to X, the maximum rated voltage is reduced to 275 V and the rated current to 13.5 A
 (also see Section 14)
- ⑥ See application notes for:
 Insulation stop, page 199
 Tap-off module, page 283

Item No.	Pack. Unit
2-conductor through terminal block, for DIN 15 rail	
gray	870-911 100
blue	870-914 ④ 100
orange	870-912 100
light gray 	870-919 ⑤ 100
2-conductor ground terminal block, for DIN 15 rail, Notice: This ground conductor terminal block cannot be commoned with push-in type jumper bars.	
green-yellow	870-917 100



Double-potential terminal block

with integrated marking position.
 gray 870-826
 Packing unit: 100 pcs

Notice: This double-potential terminal block cannot be commoned with push-in type jumper bars!



Protective warning markers inserted into the operating slots.

Item-Specific Accessories

End and intermediate plate, 2 mm thick			
	orange	870-924	100 (4x25)
	gray	870-923	100 (4x25)
	light gray	870-925	100 (4x25)
Separator, oversized, 2 mm thick			
	orange	870-929	100 (4x25)
	gray	870-928	100 (4x25)

For technical data and accessories, see www.wago.com



Miniature WSB or WMB markers provide marking directly on terminal block.


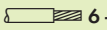

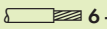


WAGO front-entry double-potential terminal blocks are space savers. Two independent feedthrough circuits are placed in one insulated housing on one level in just 5 mm/0.197 in. This achieves a width of just 2.5 mm/0.098 in is achieved versus standard through terminal blocks for a total height of only 27.5 mm/1.08 in from the upper edge of the carrier rail. Input and output contacts of one circuit are placed on the same side of the terminal block. Both circuits can be individually marked according to input and output.

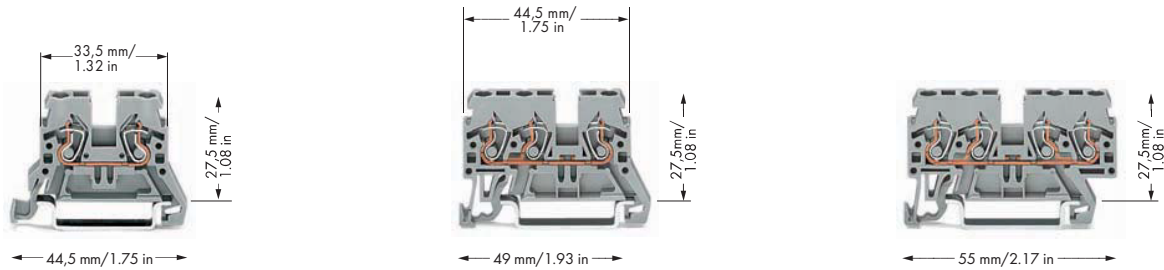


In order to meet creepage and clearance requirements for Ex e applications, it is necessary to insert an end or intermediate plate between a through and a ground conductor terminal block. End plates 870-923 (gray), 870-924 (orange) and 870-925 (light gray), as well as separator plates 870-928 (gray) and 870-929 (orange) cannot be assembled to 870-907/999-950 2-conductor ground Ex terminal blocks.

Protective warning marker, with high-voltage symbol, black, for 5 terminal blocks			
	yellow	280-405	100 (4x25)
Tap-off module with anti-reverse mating protection, ⑥ can be snapped together, 5 mm wide			
	gray	870-425	100 (4x25)
Miniature WSB Quick marking system, 10 strips with 10 markers per card, 5 mm wide markers			
	plain	248-501	5

Through/Ground Conductor and Ex Terminal Blocks 2.5 mm² (4 mm² "f-st") for DIN 35 and DIN 15 Rails 870 Series

0.08 - 2.5 (4"f-st")mm² ① AWG 28 - 12 500 V/6 kV/3 ② 300 V, 20 A  I _N 24 A Terminal block width 5 mm / 0.197 in  6 - 7 mm / 0.26 in ③	0.08 - 2.5 (4"f-st")mm² ① AWG 28 - 12 500 V/6 kV/3 ② 300 V, 20 A  I _N 24 A Terminal block width 5 mm / 0.197 in  6 - 7 mm / 0.26 in ③	0.08 - 2.5 (4"f-st")mm² ① AWG 28 - 12 500 V/6 kV/3 ② 300 V, 20 A  I _N 24 A Terminal block width 5 mm / 0.197 in  6 - 7 mm / 0.26 in ③
---	---	---



Item No.	Pack. Unit	Item No.	Pack. Unit	Item No.	Pack. Unit
2-conductor through terminal block, for DIN 35 rail		3-conductor through terminal block, for DIN 35 rail		4-conductor through terminal block, for DIN 35 rail	
gray	870-901 100	gray	870-681 100	gray	870-831 100
blue	870-904 ④ 100	blue	870-684 ④ 100	blue	870-834 ④ 100
orange	870-902 100	orange	870-682 100	orange	870-832 100
light gray ⑤	870-909 ⑤ 100				
2-conductor ground terminal block, for DIN 35 rail, Notice: This ground conductor terminal block cannot be commoned with push-in type jumper bars.		3-conductor ground terminal block, for DIN 35 rail, Notice: This ground conductor terminal block cannot be commoned with push-in type jumper bars.		4-conductor ground terminal block, for DIN 35 rail, Notice: This ground conductor terminal block cannot be commoned with push-in type jumper bars.	
green-yellow	870-907 100	green-yellow	870-687 100	green-yellow	870-837 100
green-yellow ⑤	870-907/999-950 ⑤ 100				
				Other terminal blocks with the same profile: Double-potential 870-826 Page 277	
Item-Specific Accessories		Item-Specific Accessories		Item-Specific Accessories	
End and intermediate plate, 2 mm thick		End and intermediate plate, 1 mm thick		End and intermediate plate, 1 mm thick	
orange	870-924 100 (4x25)	orange	870-934 100 (4x25)	orange	870-944 100 (4x25)
gray	870-923 100 (4x25)	gray	870-933 100 (4x25)	gray	870-943 100 (4x25)
light gray	870-925 100 (4x25)				
Separator, oversized, 2 mm thick		Separator, oversized, 1 mm thick		Separator, oversized, 1 mm thick	
orange	870-929 100 (4x25)	orange	870-947 100 (4x25)	orange	870-949 100 (4x25)
gray	870-928 100 (4x25)	gray	870-946 100 (4x25)	gray	870-948 100 (4x25)
End and intermediate plate, 2 mm thick, for 2-conductor ground conductor Ex terminal blocks only					
green-yellow	870-926 100 (4x25)				
Ex e/Ex i separator, orange, 3 mm thick					
90 mm	209-190 50 (2x25)				
120 mm	209-191 50 (2x25)				

870 Series Accessories

Appropriate marking systems: WMB/Miniature WSB (see Section 13)

Insulation stop, ④	Push-in type jumper bar, insulated, I _N 18 A, light gray	Push-in type jumper bar, insulated, I _N 18 A, light gray
5 pcs/strip, 0.08 - 0.2 mm ² "s" (0.14 mm ² "f-st") white 280-470 200 (8x25)	2-way 870-402 200 (8x25)	from 1 to 3 870-433 200 (8x25)
	3-way 870-403 200 (8x25)	from 1 to 4 870-434 200 (8x25)
	4-way 870-404 200 (8x25)	from 1 to 5 870-435 100 (4x25)
	5-way 870-405 100 (4x25)	from 1 to 6 870-436 100 (4x25)
	6-way 870-406 100 (4x25)	from 1 to 7 870-437 100 (4x25)
	7-way 870-407 100 (4x25)	from 1 to 8 870-438 100 (4x25)
	8-way 870-408 100 (4x25)	from 1 to 9 870-439 100 (4x25)
	9-way 870-409 100 (4x25)	from 1 to 10 870-440 100 (4x25)
	10-way 870-410 100 (4x25)	

For list of approvals and user guide, see pages 634 to 637.