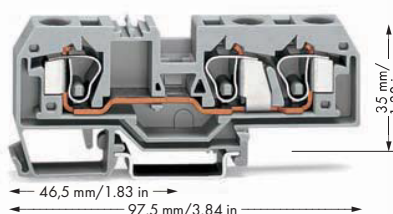
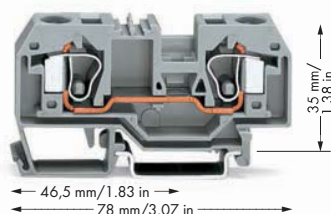



# Through/Ground Conductor and Ex Terminal Blocks 10 mm<sup>2</sup> 284 Series

0.2 - 10 mm <sup>2</sup> 800 V/8 kV/3 ① I <sub>N</sub> 57 A	AWG 24 - 8 600 V, 50 A ② 600 V, 54 A ③	0.2 - 10 mm <sup>2</sup> 800 V/8 kV/3 ① I <sub>N</sub> 57 A	AWG 24 - 8 600 V, 50 A ② 600 V, 54 A ③
Terminal block width 10 mm / 0.394 in 12 - 13 mm / 0.49 in ②		Terminal block width 10 mm / 0.394 in 12 - 13 mm / 0.49 in ②	




- ① 800 V = rated voltage  
8 kV = rated surge voltage  
3 = pollution degree  
(also see Section 14)
- ② Strip length, see packaging or instructions.
- ③ Suitable for Ex e II applications  
0.5 mm<sup>2</sup> - 10 mm<sup>2</sup>/AWG 20 - 8  
550 V, 53 A  
(also see Section 14)
- ④ See application notes for:  
Test plug module, page 197  
Banana plug, page 198  
Step-down jumper, pages 178 - 179

Item No.	Pack. Unit	Item No.	Pack. Unit
<b>2-conductor through terminal block</b>			
gray 284-901	25	gray 284-681	25
blue 284-904	25	blue 284-684	25
orange 284-902	25	orange 284-682	25
light gray ④ 284-992 ③	25	light gray ④ 284-993 ③	25
<b>2-conductor ground terminal block</b>			
green-yellow 284-907	25	green-yellow 284-687	25
green-yellow ④ 284-907/999-950 ③	25	green-yellow ④ 284-687/999-950 ③	25



Inserting a finger guard seals unused conductor entries.

Item-Specific Accessories				Item-Specific Accessories			
<b>End and intermediate plate, 2.5 mm thick</b>				<b>End and intermediate plate, 2.5 mm thick</b>			
orange 284-328	100 (4x25)	orange 284-339	100 (4x25)	gray 284-325	100 (4x25)	gray 284-308	100 (4x25)
light gray 284-330	100 (4x25)	light gray 284-341	100 (4x25)				
<b>Separator, oversized, 2 mm thick</b>				<b>Separator, oversized, 2 mm thick</b>			
orange 284-329	100 (4x25)	orange 284-340	100 (4x25)	gray 284-326	100 (4x25)	gray 284-309	100 (4x25)
light gray 284-331	100 (4x25)	light gray 284-342	100 (4x25)				
<b>Cover plate, 1 mm thick</b>				<b>Cover plate, 1 mm thick</b>			
gray 284-357	25	gray 284-358	25	orange 284-367	25	orange 284-368	25



Snapping together test plug and spacer modules with spacer plates to assemble a multipole test plug module (max. 10 poles).

284 Series Accessories			
Appropriate marking systems: WMB/WFB (see Section 13)			
<b>Adjacent jumper, insulated,</b> I <sub>N</sub> 57 A		<b>Step-down jumper, insulated,</b> I <sub>N</sub> 30 A	
gray 284-402	100 (4x25)	gray 284-413	50 (2x25)
yellow-green 284-422	100 (4x25)		
<b>Alternate jumper, insulated,</b> I <sub>N</sub> 57 A		<b>Test plug adapter, 8.3 mm wide,</b> for terminal blocks 1.5 - 10 mm <sup>2</sup> , for test plug 4 mm Ø	
gray 284-409	50 (2x25)	gray 209-170	50 (2x25)
<b>Protective warning marker,</b> with high-voltage symbol, black, for 5 terminal blocks		<b>Banana plug,</b> for socket 4 mm Ø, color mixed	
yellow 284-415	50 (2x25)	215-111	50
<b>Finger guard,</b> touchproof cover protects unused conductor entries		<b>B-type test plug module,</b> can be snapped together, 8 mm wide	
yellow 284-400	100 (4x25)	gray 709-310	100 (4x25)
<b>Step-down jumper, insulated,</b> I <sub>N</sub> 15 A		<b>B-type spacer plate,</b> can be snapped together, 2 mm wide	
gray 284-414	50 (2x25)	gray 709-312	100 (4x25)

For list of approvals and user guide, see pages 634 to 637.