



Rail-Mounted Terminal Blocks 279 to 285 Series and 880 Series

Assembly




By snapping a ground conductor terminal block onto the carrier rail, a direct electrical connection is automatically made to the rail.

Assembly



Quick assembly keys prevent reverse mounting.

Removal




Removing a terminal block from the assembly.

Commoning




Commoning ground conductor terminal blocks with through terminal blocks is possible in one direction only (via rear side of terminal block) using adjacent jumpers. In addition to the required marking of these blocks, use yellow-green adjacent jumpers.

Commoning with step-down jumpers




Commoning terminal blocks of different sizes – step down.
For application notes, see page 178.

Commoning




Staggered jumpers for sophisticated circuit requirements. Push jumpers down firmly until fully inserted. For additional notes, see page 201.

According to EN 60947-7-2 (VDE 0611, part 3), steel carrier rails shall not be used for PEN applications




Testing - 880 Series



880 Series terminal blocks have an additional test slot for 2 mm Ø or 2.3 mm Ø test plugs.

Protective warning marker



Protective warning markers inserted into the operating slots.

CAGE CLAMP®
clamps the following
copper conductors:*

solid


stranded

fine-stranded,
also with tinned
single strands

* For aluminum conductors, see notes in Section 14.


- Description and Handling -

CAGE CLAMP® connection



Conductor termination


CAGE CLAMP® connection



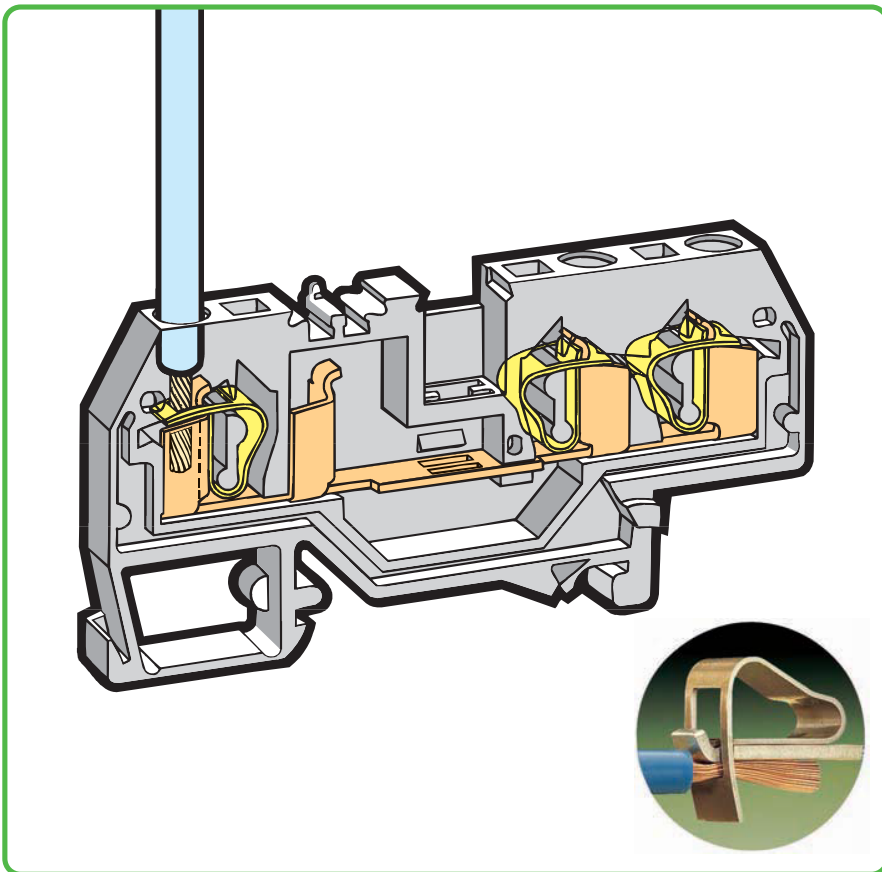
Conductor termination

❶ When using ferruled conductors, it is necessary to use a terminal block one size larger than the nominal cross section of the wire.


Testing



Testing with test plug.
Test plug fitted with CAGE CLAMP®.




Testing



L-type test plug modules fitted with CAGE CLAMP®.
For application notes, see page 194.

Testing




B-type test plug modules fitted with CAGE CLAMP®.
For application notes, see page 195.

Marking




Marking with WMB Multi marking system.
For additional systems, see Section 13.

Insulation stop




Insertion of insulation stop.
For application notes, see page 199.


Testing




Testing with test plug.
Using 209-170 test plug adapter.



fine-stranded,
tip-bonded



fine-stranded,
with ferrule ❶
(gastight crimped)

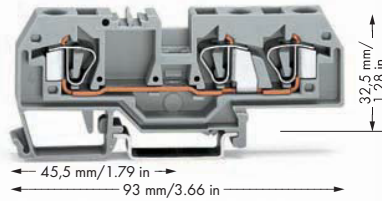
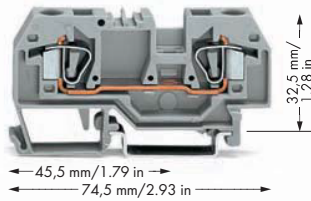


fine-stranded,
with pin terminal
(gastight crimped)

Through/Ground Conductor and Ex Terminal Blocks 6 mm² 282 Series



0.2 - 6 mm ² 800 V/8 kV/3 ① I _N 41 A	AWG 24 - 10 600 V, 30 A ④ 600 V, 40 A ⑤	0.2 - 6 mm ² 800 V/8 kV/3 ① I _N 41 A	AWG 24 - 10 600 V, 30 A ④ 600 V, 40 A ⑤
Terminal block width 8 mm / 0.315 in 12 - 13 mm / 0.49 in ②		Terminal block width 8 mm / 0.315 in 12 - 13 mm / 0.49 in ②	



- ① 800 V = rated voltage
8 kV = rated surge voltage
3 = pollution degree
(also see Section 14)
- ② Strip length, see packaging or instructions.
- ③ Suitable for Ex i applications
- ④ Suitable for Ex e II applications
0.5 mm² - 6 mm²/AWG 20 - 10
550 V, 39 A
Jumper 35 A
(also see Section 14)
- ⑤ See application notes for:
Test plug module, page 197
Banana plug, page 198
Step-down jumper, pages 178 - 179

Item No.	Pack. Unit	Item No.	Pack. Unit
2-conductor through terminal block			
gray 282-901	50	gray 282-681	25
blue 282-904 ③	50	blue 282-684 ③	25
orange 282-902	50	orange 282-682	25
light gray ⑤	50	light gray ⑤	50
2-conductor ground terminal block			
green-yellow 282-907	50	green-yellow 282-687	25
green-yellow ⑤	50	green-yellow ⑤	50
3-conductor through terminal block			
gray 282-901	50	gray 282-681	25
blue 282-904 ③	50	blue 282-684 ③	25
orange 282-902	50	orange 282-682	25
light gray ⑤	50	light gray ⑤	50
3-conductor ground terminal block			
green-yellow 282-907	50	green-yellow 282-687	25
green-yellow ⑤	50	green-yellow ⑤	50



Commoning with step-down jumpers
A step-down cover plate must be inserted between terminal blocks to be jumpered. Step-down jumper 284-414 commons 10/6 mm²/AWG 8/10 terminal blocks with 4/2.5/1.5 mm²/AWG 12/14/16 terminal blocks.

Step-down jumpers are simply pushed down for full insertion, similar to adjacent jumpers.



Commoning with step-down jumpers
A step-down cover plate must be inserted between terminal blocks to be jumpered. Step-down jumper 284-413 commons 10/6 mm²/AWG 8/10 terminal blocks with 6/4 mm²/AWG 10/12 terminal blocks.

Step-down jumpers are simply pushed down for full insertion, similar to adjacent jumpers.

Note:
The total current flowing shall not exceed the rating of the step-down jumper.

Item-Specific Accessories			Item-Specific Accessories		
End and intermediate plate, 2.5 mm thick			End and intermediate plate, 2.5 mm thick		
orange 282-328	100 (4x25)		orange 282-339	100 (4x25)	
gray 282-325	100 (4x25)		gray 282-308	100 (4x25)	
light gray 282-330	100 (4x25)		light gray 282-341	100 (4x25)	
Separator, oversized, 2 mm thick			Separator, oversized, 2 mm thick		
orange 282-329	100 (4x25)		orange 282-340	100 (4x25)	
gray 282-326	100 (4x25)		gray 282-309	100 (4x25)	
light gray 282-331	100 (4x25)		light gray 282-342	100 (4x25)	
Cover plate, 1 mm thick			Cover plate, 1 mm thick		
gray 282-357	25		gray 282-358	25	
orange 282-367	25		orange 282-368	25	
282 Series Accessories					
Appropriate marking systems: WMB/WFB (see Section 13)					
Ex e/Ex i separator, orange, 3 mm thick			Step-down jumper, insulated, I_N 30 A		
120 mm 209-191	50 (2x25)		gray 284-413	50 (2x25)	
Adjacent jumper, insulated, I_N 41 A			Test plug adapter, 8.3 mm wide,		
gray 282-402	100 (4x25)		for terminal blocks 1.5 - 10 mm ² ,		
yellow-green 282-422	100 (4x25)		for test plug 4 mm Ø		
			gray 209-170	50 (2x25)	
Alternate jumper, insulated, I_N 41 A			Banana plug,		
gray 282-409	100 (4x25)		for socket 4 mm Ø,		
			color mixed		
			215-111	50	
Protective warning marker, with high-voltage symbol, black, for 5 terminal blocks			B-type test plug module,		
yellow 282-415	100 (4x25)		can be snapped together,		
			8 mm wide		
			gray 709-310	100 (4x25)	
Step-down jumper, insulated, I_N 15 A			B-type spacer module,		
gray 284-414	50 (2x25)		can be snapped together,		
			8 mm wide		
			gray 709-311	100 (4x25)	