



Rail-Mounted Terminal Blocks, Side-Entry 279 to 284 Series

Assembly




Snapping side-entry rail-mounted terminal blocks onto the carrier rail.




Quick assembly keys prevent reverse mounting.

Removal




Removal from the carrier rail.

CAGE CLAMP® connection




Conductor termination


Testing



Testing with test plug adapter.




Commoning




Commoning with adjacent jumpers.

Commoning with step-down jumpers




Commoning side-entry rail-mounted terminal blocks with step-down jumpers.




CAGE CLAMP®
clamps the following
copper conductors:*

solid



stranded



fine-stranded,
also with tinned
single strands


* For aluminum conductors, see notes in Section 14.

- Description and Handling -




Suitable for all DIN 35 rails.

Fuse terminal blocks

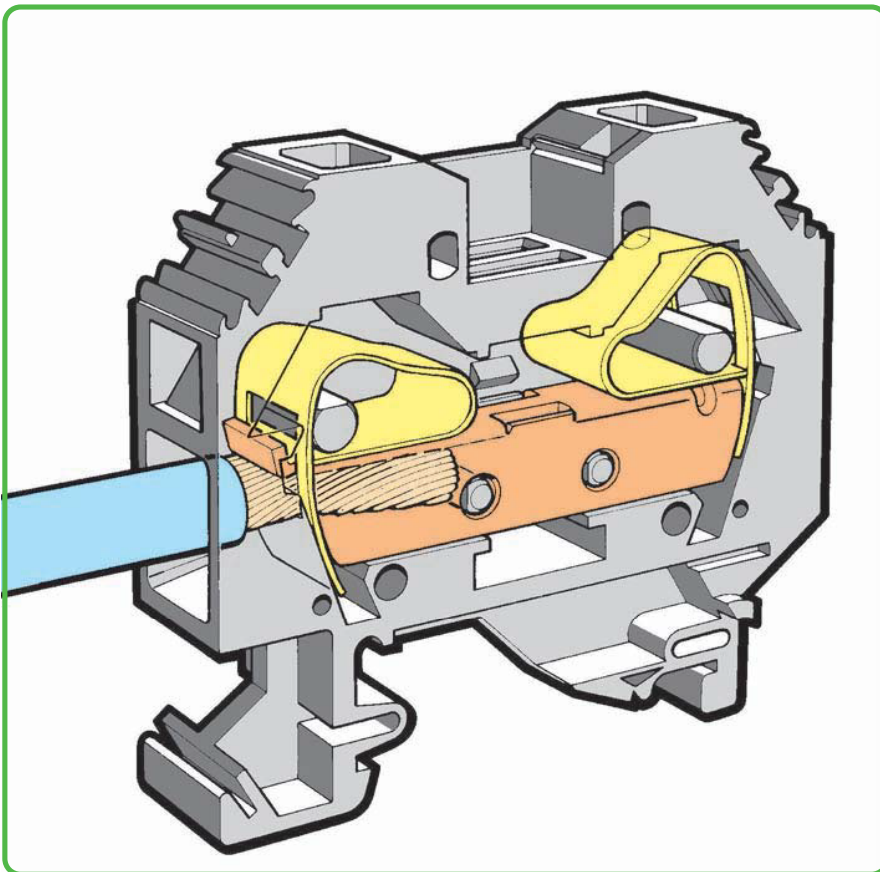


Replacing a fuse.

Disconnect terminal blocks for test and measurement




Shifting the disconnect slide link.




Marking




Marking with WMB Multi marking system.



fine-stranded, tip-bonded



fine-stranded, with ferrule ❶ (gaslight crimped)

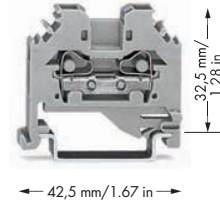
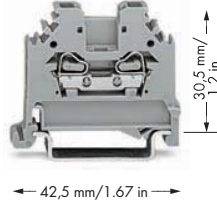
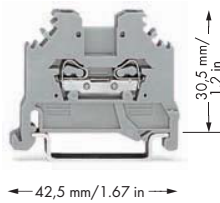


fine-stranded, with pin terminal (gaslight crimped)

❶ When using ferruled conductors, it is necessary to use a terminal block one size larger than the nominal cross section of the wire.

Through and Ground Conductor Terminal Blocks 1.5 mm² to 6 mm² 279 to 282 Series

0.08 - 1.5 mm ² 800 V/8 kV/3 ① I _N 18 A Terminal block width 4 mm / 0.157 in 8 - 9 mm / 0.33 in ②	AWG 28 - 16 600 V, 10 A ③ 600 V, 15 A ④	0.08 - 2.5 mm ² 800 V/8 kV/3 ① I _N 24 A Terminal block width 5 mm / 0.197 in 8 - 9 mm / 0.33 in ②	AWG 28 - 12 * 600 V, 20 A ③ 600 V, 20 A ④	0.08 - 4 mm ² 800 V/8 kV/3 ① I _N 32 A Terminal block width 6 mm / 0.236 in 9 - 10 mm / 0.37 in ②	AWG 28 - 12 600 V, 20 A ③ 600 V, 25 A ④
---	---	---	---	--	---



Item No.	Pack. Unit	Item No.	Pack. Unit	Item No.	Pack. Unit
2-conductor through terminal block		2-conductor through terminal block		2-conductor through terminal block	
gray	279-101 100	gray	280-101 100	gray	281-101 100
blue	279-104 ③ 100	blue	280-104 ③ 100	blue	281-104 ③ 100
2-conductor ground terminal block		2-conductor ground terminal block		2-conductor ground terminal block	
		green-yellow	280-107 100	green-yellow	281-107 100
Item-Specific Accessories		Item-Specific Accessories		Item-Specific Accessories	
End and intermediate plate, 2.5 mm thick		End and intermediate plate, 2.5 mm thick		End and intermediate plate, 3 mm thick	
orange	280-302 100 (4x25)	orange	280-302 100 (4x25)	orange	281-302 100 (4x25)
gray	280-301 100 (4x25)	gray	280-301 100 (4x25)	gray	281-301 100 (4x25)
Separator, oversized, 2 mm thick		Separator, oversized, 2 mm thick		Separator, oversized, 2 mm thick	
orange	280-322 100 (4x25)	orange	280-322 100 (4x25)	orange	281-322 100 (4x25)
gray	280-332 100 (4x25)	gray	280-332 100 (4x25)	gray	281-332 100 (4x25)
Adjacent jumper, insulated, I_N 15 A		Adjacent jumper, insulated, I_N = I_N terminal block		Adjacent jumper, insulated, I_N = I_N terminal block	
gray	279-402 200 (8x25)	gray	280-402 200 (8x25)	gray	281-402 200 (8x25)
yellow-green	279-422 200 (8x25)	yellow-green	280-422 200 (8x25)	yellow-green	281-422 200 (8x25)
Alternate jumper, insulated, I_N 15 A		Alternate jumper, insulated, I_N = I_N terminal block		Alternate jumper, insulated, I_N = I_N terminal block	
gray	279-409 100 (4x25)	gray	280-409 100 (4x25)	gray	281-409 100 (4x25)
Step-down jumper, insulated, I_N 15 A		Step-down jumper, insulated, I_N 15 A		Step-down jumper, insulated, I_N 15 A	
gray	284-414 50 (2x25)	gray	284-414 50 (2x25)	gray	284-414 50 (2x25)
Intermediate plate, 1 mm thick		Intermediate plate, 1 mm thick		Intermediate plate, 1 mm thick	
gray	281-333 100 (4x25)	gray	281-333 100 (4x25)	gray	281-333 100 (4x25)
orange	281-336 100 (4x25)	orange	281-336 100 (4x25)	orange	281-336 100 (4x25)
Protective warning marker, with high-voltage symbol, black, for 5 terminal blocks		Protective warning marker, with high-voltage symbol, black, for 5 terminal blocks		Step-down jumper, insulated, I_N 30 A	
yellow	279-405 100 (4x25)	yellow	280-405 100 (4x25)	gray	284-413 50 (2x25)
Test plug adapter, 8.3 mm wide, for terminal blocks 1.5 - 10 mm², for test plug 4 mm Ø		Test plug adapter, 8.3 mm wide, for terminal blocks 1.5 - 10 mm², for test plug 4 mm Ø		Step-down jumper, insulated, I_N 32 A	
gray	209-170 50 (2x25)	gray	209-170 50 (2x25)	gray	283-414 50 (2x25)
Test plug adapter, 5 mm wide, for terminal blocks 1.5 - 4 mm², for 210-137 test plug 2.3 mm Ø		Test plug adapter, 5 mm wide, for terminal blocks 1.5 - 4 mm², for 210-137 test plug 2.3 mm Ø		Protective warning marker, with high-voltage symbol, black, for 5 terminal blocks	
gray	280-404 100 (4x25)	gray	280-404 100 (4x25)	yellow	281-405 100 (4x25)
				Test plug adapter, 8.3 mm wide, for terminal blocks 1.5 - 10 mm², for test plug 4 mm Ø	
				gray	209-170 50 (2x25)