

1 CAGE CLAMP® S Rail-Mounted Terminal Blocks 2000 to 2016 Series

50

Simply push-in




Directly insert solid and ferruled conductors.

Conductor termination



Terminating fine-stranded conductors using an operating tool.

Insulation stop



Conductor termination - Insulation stop.

Simply jumpered



Insert push-in type jumper bar and push down firmly until it hits the backstop.

Customizable push-in type jumper bars



Breaking off jumper contacts (up to 4 mm²/AWG 12)

Customizable push-in type jumper bars




Marking with a felt-tip pen.

CAGE CLAMP®S for all conductor types




Commoning with step-down jumpers



Commoning with step-down jumpers.

Star point jumpers



Star point jumpers designed for 'Y' configuration



CAGE CLAMP®S clamps the following copper conductors:*

solid



stranded



fine-stranded, also with tinned single strands

* For aluminum conductors, see notes in Section 14.

- Description and Handling -

Simply smaller



Up to 30% more compact. Advantage: More wiring space or smaller switch cabinets/junction boxes.

TOPJOB®S connectors



The 2001, 2002 and 2004 Series terminal blocks are equipped with a test socket for 2 mm Ø or 2.3 mm Ø test plugs.

Testing tap



Testing tap suited for 2001 to 2016 Series terminal blocks. Tool-free connections for individual test wires up to 2.5 mm²/AWG 12.



Test plug adapter



The test plug adapter for 4 mm Ø plugs is suited for 2001 to 2016 Series terminal blocks.

Simply marked



Marker strips for center marking

Wire jumpers



Push down the wire jumper until fully inserted. Lift the jumper with an operating tool for rewiring.

Marking



WMB InLine
WMB markers on roll

Marking



TOPJOB®S group marker carrier, snap-on type for jumper slot




fine-stranded,
tip-bonded



fine-stranded,
with ferrule,
(gaslight crimped)



fine-stranded,
with pin terminal
(gaslight crimped)




Through terminal blocks with blue insulated housing are suitable for Ex i applications.




All through and ground conductor terminal blocks are suitable for Ex e II applications.

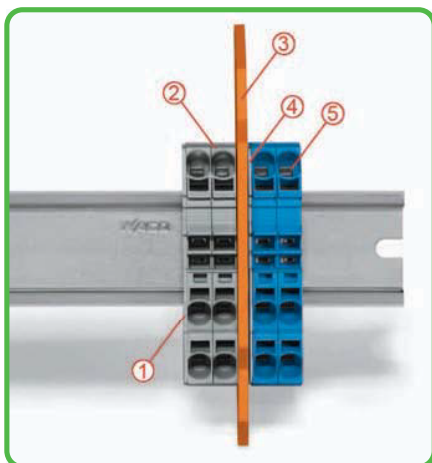
- 1 Conductor sizes: 0.5 mm² – 6 mm² "s + fst";
Push-in conductor sizes: 1 mm² – 6 mm² "s"
and 0.75 mm² – 4 mm²
"insulated ferrule, 12 mm"
- 2 800 V = rated voltage
8 kV = rated surge voltage
3 = pollution degree
(also see Section 14)
- 3 Strip length, see packaging or instructions.
- 4 Suitable for Ex i applications
- 5 Suitable for Ex e II applications
550 V, 30 A
(also see Section 14)
- 6 See application notes for:
Ex e/Ex i separator plate, page 52
Step-down jumper, page 67
Star point jumper, page 140
Delta jumper, page 140
Banana plug, page 198
TOPJOB®S connector, page 134



Separator for Ex e/Ex i applications
An end plate must be applied to the terminal block located directly behind an Ex e/Ex i separator plate.



Ex e II/Ex i terminal strip
Notice:
The movable feet of terminal blocks and separator plate must face the same direction.



Separator located between Ex e II and Ex i terminal strip
1 End plate
2 Ex e II terminal blocks
3 Ex e/Ex i separator plate
4 End plate
5 Ex i terminal blocks

2004 Series Accessories			
Modular TOPJOB®S connector,			
6		can be snapped together, for jumper contact slot gray	2004-511 100 (4x25)
Spacer module, can be snapped together, e.g., for bridging commoned terminal blocks			
		gray	2004-549 100 (4x25)
End plate,			
		for modular TOPJOB®S connectors, 1.5 mm thick gray	2004-541 100 (4x25)
Test plug adapter,			
		for test plug 4 mm Ø gray	2009-174 100 (4x25)
Banana plug,			
6		for socket 4 mm Ø, color mixed	215-111 50
Testing tap,			
		for max. 2.5 mm ² gray	2009-182 100 (4x25)
Test plug,			
		with 500 mm cable, 2 mm Ø red	210-136 50
Test plug,			
		with 500 mm cable, 2.3 mm Ø yellow	210-137 50
WMB Multi marking system,			
		10 strips with 10 markers per card, stretchable 5 - 5.2 mm plain	793-5501 5
Marking strip, plain,			
		11 mm wide, 50 m roll white	2009-110 1
TOPJOB®S group marker carrier,			
		snap-on type for jumper slot, 5 mm wide gray	2009-191 50 (2x25)
Screwless end stop,			
		for DIN 35 rail, 6 mm wide gray	249-116 100 (4x25)