

# 1 CAGE CLAMP® S Rail-Mounted Terminal Blocks 2000 to 2016 Series

50

## Simply push-in




Directly insert solid and ferruled conductors.

## Conductor termination




Terminating fine-stranded conductors using an operating tool.

## Insulation stop




Conductor termination - Insulation stop.

## Simply jumpered



Insert push-in type jumper bar and push down firmly until it hits the backstop.

## Customizable push-in type jumper bars



Breaking off jumper contacts (up to 4 mm<sup>2</sup>/AWG 12)

## Customizable push-in type jumper bars




Marking with a felt-tip pen.

## CAGE CLAMP®S for all conductor types




## Commoning with step-down jumpers




Commoning with step-down jumpers.

## Star point jumpers




Star point jumpers designed for 'Y' configuration




CAGE CLAMP®S clamps the following copper conductors:\*

solid



stranded



fine-stranded, also with tinned single strands

\* For aluminum conductors, see notes in Section 14.


## - Description and Handling -

### Simply smaller




Up to 30% more compact. Advantage: More wiring space or smaller switch cabinets/junction boxes.

### TOPJOB®S connectors




The 2001, 2002 and 2004 Series terminal blocks are equipped with a test socket for 2 mm Ø or 2.3 mm Ø test plugs.


### Testing tap



Testing tap suited for 2001 to 2016 Series terminal blocks. Tool-free connections for individual test wires up to 2.5 mm<sup>2</sup>/AWG 12.




### Test plug adapter




The test plug adapter for 4 mm Ø plugs is suited for 2001 to 2016 Series terminal blocks.

### Simply marked




Marker strips for center marking

### Wire jumpers




Push down the wire jumper until fully inserted. Lift the jumper with an operating tool for rewiring.

### Marking



WMB InLine  
WMB markers on roll

### Marking



TOPJOB®S group marker carrier, snap-on type for jumper slot




fine-stranded,  
tip-bonded



fine-stranded,  
with ferrule,  
(gastight crimped)



fine-stranded,  
with pin terminal  
(gastight crimped)




Through terminal blocks with blue insulated housing are suitable for Ex i applications.




All through and ground conductor terminal blocks are suitable for Ex e II applications.

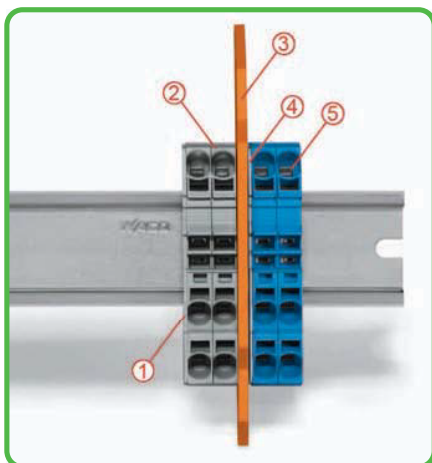
- 1 Conductor sizes: 0.5 mm<sup>2</sup> – 6 mm<sup>2</sup> "s + fst";  
Push-in conductor sizes: 1 mm<sup>2</sup> – 6 mm<sup>2</sup> "s"  
and 0.75 mm<sup>2</sup> – 4 mm<sup>2</sup>  
"insulated ferrule, 12 mm"
- 2 800 V = rated voltage  
8 kV = rated surge voltage  
3 = pollution degree  
(also see Section 14)
- 3 Strip length, see packaging or instructions.
- 4 Suitable for Ex i applications
- 5 Suitable for Ex e II applications  
550 V, 30 A  
(also see Section 14)
- 6 See application notes for:  
Ex e/Ex i separator plate, page 52  
Step-down jumper, page 67  
Star point jumper, page 140  
Delta jumper, page 140  
Banana plug, page 198  
TOPJOB®S connector, page 134



**Separator for Ex e/Ex i applications**  
An end plate must be applied to the terminal block located directly behind an Ex e/Ex i separator plate.



**Ex e II/Ex i terminal strip**  
**Notice:**  
The movable feet of terminal blocks and separator plate must face the same direction.



Separator located between Ex e II and Ex i terminal strip  
1 End plate  
2 Ex e II terminal blocks  
3 Ex e/Ex i separator plate  
4 End plate  
5 Ex i terminal blocks

2004 Series Accessories			
<b>Modular TOPJOB®S connector,</b>			
6		can be snapped together, for jumper contact slot gray	<b>2004-511</b> 100 (4x25)
<b>Spacer module,</b> can be snapped together, e.g., for bridging commoned terminal blocks			
		gray	<b>2004-549</b> 100 (4x25)
<b>End plate,</b>			
		for modular TOPJOB®S connectors, 1.5 mm thick gray	<b>2004-541</b> 100 (4x25)
<b>Test plug adapter,</b>			
		for test plug 4 mm Ø gray	<b>2009-174</b> 100 (4x25)
<b>Banana plug,</b>			
6		for socket 4 mm Ø, color mixed	<b>215-111</b> 50
<b>Testing tap,</b>			
		for max. 2.5 mm <sup>2</sup> gray	<b>2009-182</b> 100 (4x25)
<b>Test plug,</b>			
		with 500 mm cable, 2 mm Ø red	<b>210-136</b> 50
<b>Test plug,</b>			
		with 500 mm cable, 2.3 mm Ø yellow	<b>210-137</b> 50
<b>WMB Multi marking system,</b>			
		10 strips with 10 markers per card, stretchable 5 - 5.2 mm plain	<b>793-5501</b> 5
<b>Marking strip, plain,</b>			
		11 mm wide, 50 m roll white	<b>2009-110</b> 1
<b>TOPJOB®S group marker carrier,</b>			
		snap-on type for jumper slot, 5 mm wide gray	<b>2009-191</b> 50 (2x25)
<b>Screwless end stop,</b>			
		for DIN 35 rail, 6 mm wide gray	<b>249-116</b> 100 (4x25)