

# 1 CAGE CLAMP® S Rail-Mounted Terminal Blocks 2000 to 2016 Series


50

## Simply push-in




Directly insert solid and ferruled conductors.

## Conductor termination



Terminating fine-stranded conductors using an operating tool.

## Insulation stop




Conductor termination - Insulation stop.

## Simply jumpered



Insert push-in type jumper bar and push down firmly until it hits the backstop.

## Customizable push-in type jumper bars




Breaking off jumper contacts (up to 4 mm<sup>2</sup>/AWG 12)

## Customizable push-in type jumper bars




Marking with a felt-tip pen.

## CAGE CLAMP®S for all conductor types




## Commoning with step-down jumpers



Commoning with step-down jumpers.

## Star point jumpers



Star point jumpers designed for 'Y' configuration



CAGE CLAMP®S clamps the following copper conductors:\*

solid



stranded



fine-stranded, also with tinned single strands

\* For aluminum conductors, see notes in Section 14.

## - Description and Handling -

### Simply smaller



Up to 30% more compact. Advantage: More wiring space or smaller switch cabinets/junction boxes.

### TOPJOB®S connectors



The 2001, 2002 and 2004 Series terminal blocks are equipped with a test socket for 2 mm Ø or 2.3 mm Ø test plugs.

### Testing tap



Testing tap suited for 2001 to 2016 Series terminal blocks. Tool-free connections for individual test wires up to 2.5 mm<sup>2</sup>/AWG 12.



### Test plug adapter



The test plug adapter for 4 mm Ø plugs is suited for 2001 to 2016 Series terminal blocks.

### Simply marked



Marker strips for center marking

### Wire jumpers



Push down the wire jumper until fully inserted. Lift the jumper with an operating tool for rewiring.

### Marking



WMB InLine  
WMB markers on roll

### Marking



TOPJOB®S group marker carrier, snap-on type for jumper slot



fine-stranded,  
tip-bonded



fine-stranded,  
with ferrule,  
(gastight crimped)




fine-stranded,  
with pin terminal  
(gastight crimped)

# Double-Potential Terminal Blocks 2.5 (4) mm<sup>2</sup> 2002 Series Accessories for Rail-Mounted Terminal Blocks

**CAGE CLAMP® S**

- ① Conductor sizes: 0.25 mm<sup>2</sup> – 4 mm<sup>2</sup> “s + f-st”;  
Push-in conductor sizes: 0.75 mm<sup>2</sup> – 4 mm<sup>2</sup> “s”  
and 0.75 mm<sup>2</sup> – 2.5 mm<sup>2</sup>  
“insulated ferrule, 12 mm”
- ② 800 V = rated voltage  
8 kV = rated surge voltage  
3 = pollution degree  
(also see Section 14)
- ③ Strip length, see packaging or instructions.
- ④ Suitable for Ex i applications
- ⑤ Suitable for Ex e II applications  
550 V, 22 A  
Jumper 20 A  
(also see Section 14)
- ⑥ See application notes for:  
Ex e/Ex i separator plate, page 52  
Colored push-in type jumper bars, page 139  
Staggered jumper, page 141  
Delta jumper, page 140  
Star point jumper, page 140  
Step-down jumper, page 67  
Adjacent jumper for continuous commoning,  
page 139  
Push-in type wire jumper, page 140  
TOPJOB®S connector, page 134  
TOPJOB®S L-type test plug module, page 136  
Marker carrier, page 145



**Double-potential terminal block** with double marker slot centered on terminal block  
gray 2002-1441  
Packing unit: 100 pcs



















**Notice: This double-potential terminal block cannot be commoned with push-in type jumper bars!**

Double-potential terminal blocks are space savers. Two independent feedthrough circuits are placed in one insulated housing on one level in just 5.2 mm/0.205 in. This achieves a width of just 2.6 mm/0.103 in versus standard through terminal blocks. Input and output contacts of one circuit are placed on the same side of the terminal block. Both circuits can be individually marked according to input and output.

For technical data and accessories, see [www.wagocatalog.com](http://www.wagocatalog.com)

## 2002 Series Accessories

Appropriate marking systems: WMB/Marking strips/WMB Inline  
(see Section 13)

|  |   |
|--|---|
| <b>Staggered jumper,</b><br> insulated,<br>$I_N$ 25 A,<br>light gray<br>2-way <b>2002-472</b> 100 (4x25)<br>3-way <b>2002-473</b> 100 (4x25)<br>4-way <b>2002-474</b> 100 (4x25)<br>5-way <b>2002-475</b> 50 (2x25)<br>6-way <b>2002-476</b> 50 (2x25)<br>7-way <b>2002-477</b> 50 (2x25)<br>8-way <b>2002-478</b> 50 (2x25)<br>9-way <b>2002-479</b> 50 (2x25)<br>10-way <b>2002-480</b> 50 (2x25)<br>11-way <b>2002-481</b> 50 (2x25)<br>12-way <b>2002-482</b> 50 (2x25) | <b>Push-in type wire jumper,</b><br> insulated,<br>$I_N$ 16 A,<br>wire size 1.5 mm <sup>2</sup><br>L = 60 mm <b>2009-412</b> 100 (10x10)<br>L = 110 mm <b>2009-414</b> 100 (10x10)<br>L = 250 mm <b>2009-416</b> 100 (10x10) |
| <b>Customized staggered jumper,</b><br> insulated,<br>$I_N$ 25 A,<br>light gray<br>1-3 <b>2002-473/011-000</b> 100 (4x25)<br>1-3-5 <b>2002-475/011-000</b> 100 (4x25)<br>1-3-5-7 <b>2002-477/011-000</b> 100 (4x25)<br>1-3-5-7-9 <b>2002-479/011-000</b> 100 (4x25)<br>1-3-5-7-9-11 <b>2002-481/011-000</b> 50 (2x25)   | <b>Modular TOPJOB®S connector,</b><br> can be snapped together,<br>for jumper contact slot<br>gray <b>2002-511</b> 100 (4x25)  |
| <b>Delta jumper, insulated,</b><br> $I_N = I_N$ terminal block, light gray<br>1-2 3-4 5-6 <b>2002-406/020-000</b> 100 (4x25)  | <b>Spacer module,</b> can be snapped together,<br> e.g., for bridging commoned terminal blocks<br>gray <b>2002-549</b> 100 (4x25)  |
| <b>Star point jumper, insulated,</b><br> $I_N = I_N$ terminal block, light gray<br>1-3-5 <b>2002-405/011-000</b> 100 (4x25)   | <b>End plate,</b><br> for modular TOPJOB®S connectors,<br>1.5 mm thick<br>gray <b>2002-541</b> 100 (4x25)  |
| <b>Step-down jumper, insulated,</b><br> $I_N$ 32 A<br>light gray <b>2006-499</b> 50 (2x25)  | <b>Test plug adapter,</b><br> for test plug 4 mm Ø<br>gray <b>2009-174</b> 100 (4x25)  |
| <b>Adjacent jumper for continuous commoning,</b><br> insulated, $I_N$ 25 A,<br>light gray<br>2-way <b>2002-400</b> 100 (4x25)   | <b>Testing tap,</b><br> for max. 2.5 mm <sup>2</sup><br>gray <b>2009-182</b> 100 (4x25)  |
| <b>WMB Inline, plain,</b><br> stretchable 5 - 5.2 mm,<br>1,500 WMB markers, 5 mm, on roll<br>white <b>2009-115</b> 1  | <b>TOPJOB®S test plug module,</b><br> can be snapped together<br>gray <b>2002-611</b> 100 (4x25)   |
|  | <b>TOPJOB®S spacer,</b> can be snapped together,<br> e.g., for bridging commoned terminal blocks<br>gray <b>2002-649</b> 100 (4x25)  |
|  | <b>End plate, for modular TOPJOB®S test plugs,</b><br> 1.5 mm thick<br>gray <b>2002-641</b> 100 (4x25)   |
|  | <b>Marker carrier,</b><br> for jumper slots 2002 Series,<br>5 mm wide<br>gray <b>2002-161</b> 100 (4x25)   |
|  | <b>WMB Multi marking system,</b><br> 10 strips with 10 markers per card,<br>stretchable 5 - 5.2 mm<br>plain <b>793-5501</b> 5  |