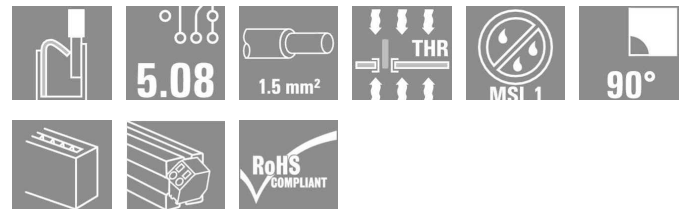


## OMNIMATE Signal - series LSF LSF-SMT 5.08/05/90 3.5SN BK TU

**Weidmüller Interface GmbH & Co. KG**  
 Klingenbergstraße 16  
 D-32758 Detmold  
 Germany  
 Fon: +49 5231 14-0  
 Fax: +49 5231 14-292083  
 www.weidmueller.com



PCB terminal for fully automatic assembly in reflow soldering (SMT), with Push In conductor connection system. Conductor inserted and slider operated in same direction (TOP). Packed in box or as tape on reel. Pin lengths optimised at 1.5 mm or 3.5 mm.

- 0.20 - 1.5 mm<sup>2</sup> (IEC) / 24 - 16 AWG (UL)
- 500 V (IEC) / 300 V (UL)
- 17.5 A (IEC) / 12 A (UL)

### General ordering data

Type	LSF-SMT 5.08/05/90 3.5SN BK TU
Order No.	<a href="#">1824840000</a>
Version	PCB terminal, 5.08 mm, No. of poles: 5, 90°, Solder pin length (l): 3.5 mm, tinned, Black, PUSH IN spring connection, Clamping range, rated connection, max.: 1.5 mm <sup>2</sup> , Tube
GTIN (EAN)	4032248327409
Qty.	22 pc(s).
Product data	IEC: 500 V / 17.5 A / 0.2 - 1.5 mm <sup>2</sup> UL: 300 V / 12 A / AWG 24 - AWG 16
Packaging	Tube

## OMNIMATE Signal - series LSF LSF-SMT 5.08/05/90 3.5SN BK TU

**Weidmüller Interface GmbH & Co. KG**  
Klingenbergstraße 16  
D-32758 Detmold  
Germany  
Fon: +49 5231 14-0  
Fax: +49 5231 14-292083  
www.weidmueller.com

## Technische Daten

### Dimensions and weights

Net weight 4.682 g

### System characteristics

Product family	OMNIMATE Signal - series LSF	Wire connection method	PUSH IN spring connection
Mounting onto the PCB	Reflow solder connection	Conductor outlet direction	90°
Pitch in mm (P)	5.08 mm	Pitch in inches (P)	0.2 inch
No. of poles	5	Fitted by customer	Yes
Solder pin length (l)	3.5 mm	Solder eyelet hole diameter (D)	1.1 mm
Solder eyelet hole diameter tolerance (D)	+ 0,1 mm	Number of solder pins per pole	2
Stripping length	8 mm	L1 in mm	20.32 mm
L1 in inches	0.8 inch	Touch-safe protection acc. to DIN VDE 0470	IP 20
Touch-safe protection acc. to DIN VDE 57 106	Safe from finger touch		

### Material data

Insulating material	LCP GF	Colour	Black
UL 94 flammability rating	V-0	CTI	≥ 175
Contact material	Cu-Leg	Contact surface	tinned
Contact base material	Cu-Leg		

### Connectable conductors

Clamping range, rated connection, min.	0.13 mm <sup>2</sup>	Clamping range, rated connection, max.	1.5 mm <sup>2</sup>
Wire connection cross section AWG, min.	AWG 24	Wire connection cross section AWG, max.	AWG 16
Solid, min. H05(07) V-U	0.2 mm <sup>2</sup>	Solid, max. H05(07) V-U	1.5 mm <sup>2</sup>
Flexible, min. H05(07) V-K	0.2 mm <sup>2</sup>	Flexible, max. H05(07) V-K	1.5 mm <sup>2</sup>
w. wire end ferrule, DIN 46228 pt 1, min.	0.25 mm <sup>2</sup>	w. wire end ferrule, DIN 46228 pt 1, max.	1.5 mm <sup>2</sup>
w. plastic collar ferrule, DIN 46228 pt 4, min.	0.25 mm <sup>2</sup>	w. plastic collar ferrule, DIN 46228 pt 4, max.	0.75 mm <sup>2</sup>

### DIN IEC rating data

Rated current, min. no. of poles (Tu=20°C)	17.5 A	Rated current, max. no. of poles (Tu=20°C)	17.5 A
Rated current, number of poles (Tu=40°C), min	17.5 A	Rated current, number of poles (Tu=40°C), max.	15 A
Rated voltage for surge voltage class pollution degree II/2	500 V	Rated voltage for surge voltage class pollution degree III/2	320 V
Rated voltage for surge voltage class pollution degree III/3	250 V	Rated impulse voltage for surge voltage class pollution degree II/2	4 kV
Rated impulse voltage for surge voltage class pollution degree III/2	4 kV	Rated impulse voltage for surge voltage class contamination degree III/3	4 kV
Short-time withstand current resistance	3 x 1s with 80 A		

## OMNIMATE Signal - series LSF LSF-SMT 5.08/05/90 3.5SN BK TU

**Weidmüller Interface GmbH & Co. KG**  
Klingenbergstraße 16  
D-32758 Detmold  
Germany  
Fon: +49 5231 14-0  
Fax: +49 5231 14-292083  
www.weidmueller.com

## Technische Daten

### CSA rating data

Institute (CSA)



Rated voltage (Use group B)

Rated current (use group B)	10 A
Rated current (use group D)	10 A
Wire cross-section, AWG, max.	AWG 16

	300 V
Rated voltage (use group D)	300 V
Wire cross-section, AWG, min.	AWG 24

### UL 1059 rating data

Rated voltage (use group B)	300 V
Rated voltage (use group D)	300 V
Wire cross-section, AWG, min.	AWG 24

Rated current (use group B)	12 A
Rated current (use group D)	10 A
Wire cross-section, AWG, max.	AWG 16

### Classifications

ETIM 3.0	EC001284	UNSPSC	30-21-18-01
eClass 6.2	27-26-11-01	eClass 7.1	27-44-04-01

### Notes

Notes

- Additional push button colours on request
- Rated current related to rated cross-section & min. No. of poles.
- Wire end ferrule without plastic collar to DIN 46228/1
- P on drawing = pitch
- Operating force of slider max. 40 N
- Rated data refer only to the component itself. Clearance and creepage distances to other components are to be designed in accordance with the relevant application standards.
- Crimping shape "A" for wire end ferrules with PZ 6/5 crimping tool are recommended for the largest cable sizes.

### Approvals

Approvals



ROHS

Conform

### Downloads

CAD Library (P-CAD Format - ASCII) [LSF-SMT.zip](#)

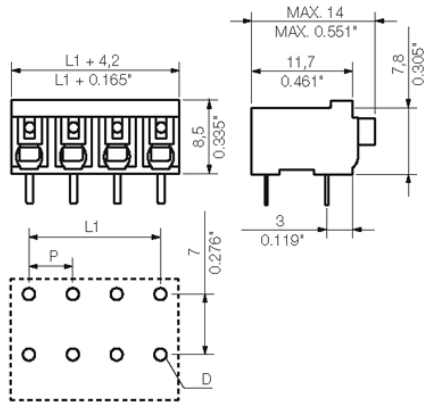
CAD Library (P-CAD Format - Standard) [LSF-SMT.zip](#)

[3D Modell](#)

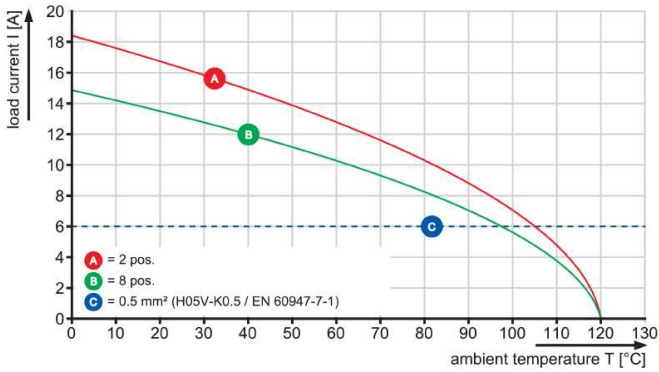
**OMNIMATE Signal - series LSF**  
**LSF-SMT 5.08/05/90 3.5SN BK TU**

**Weidmüller Interface GmbH & Co. KG**  
 Klingenbergstraße 16  
 D-32758 Detmold  
 Germany  
 Fon: +49 5231 14-0  
 Fax: +49 5231 14-292083  
 www.weidmueller.com

**Zeichnungen**



LSF-SMT 5.08/./90 3.5



LSF-SMT 5.08/./90 3.5

