


OMNIMATE Signal - series BL/SL 5.08 SL-SMT 5.08/14/180 3.2SN BK BX

Weidmüller Interface GmbH & Co. KG
 Klingenbergstraße 16
 D-32758 Detmold
 Germany
 Fon: +49 5231 14-0
 Fax: +49 5231 14-292083
 www.weidmueller.com



High-temperature-resistant, straight, open ended male header. Packed in box or tape. In tape with 1.5 mm solder pin optimised for automatic assembly. 3.2 mm solder pin suitable for reflow and wave soldering. These male connectors provide space for labelling and can be coded.

- 400 V (IEC) / 300 V (UL)
- 19 A (IEC) / 15 A (UL)

General ordering data

Type	SL-SMT 5.08/14/180 3.2SN BK BX
Order No.	1838100000
Version	PCB plug-in connector, male header, open side, Reflow solder connection, 5.08 mm, No. of poles: 14, 180°, Solder pin length (l): 3.2 mm, tinned, Black, Box
GTIN (EAN)	4032248348169
Qty.	50 pc(s).
Product data	IEC: 400 V / 19 A UL: 300 V / 15 A
Packaging	Box

OMNIMATE Signal - series BL/SL 5.08 SL-SMT 5.08/14/180 3.2SN BK BX

Weidmüller Interface GmbH & Co. KG
 Klingenbergstraße 16
 D-32758 Detmold
 Germany
 Fon: +49 5231 14-0
 Fax: +49 5231 14-292083
 www.weidmueller.com

Technische Daten

Dimensions and weights

Net weight 6.06 g

System parameters

Product family		Mounting onto the PCB	
Product family	OMNIMATE Signal - series BL/SL 5.08	Reflow solder connection	
Outgoing elbow	180°	Pitch in mm (P)	5.08 mm
Pitch in inches (P)	0.2 inch	No. of poles	14
Solder pin length (l)	3.2 mm	Pin dimensions	d = 1.2 mm, Octagonal
Can be coded	Yes	Number of solder pins per pole	1
Solder eyelet hole diameter (D)	1.5 mm	Solder eyelet hole diameter tolerance (D)	+ 0,1 mm
L1 in mm	66.04 mm	L1 in inches	2.6 inch


Material data

Insulating material	LCP GF	Colour	Black
Insulating material group	IIIa	UL 94 flammability rating	V-0
CTI	≥ 175	Contact material	CuSn
Coating	1-3 µm Ni, 5-7 µm SN	Contact surface	tinned
Max. relative humidity during storage	80 %		


DIN IEC rating data

Rated current, min. no. of poles (Tu=20°C)	19 A	Rated current, max. no. of poles (Tu=20°C)	15 A
Rated current, number of poles (Tu=40°C), min	16 A	Rated current, number of poles (Tu=40°C), max.	13 A
Rated voltage for surge voltage class pollution degree III/3	250 V	Rated impulse voltage for surge voltage classcontamination degree III/3	4 kV
Rated voltage for surge voltage class pollution degree III/2	320 V	Rated impulse voltage for surge voltage classpollution degree III/2	4 kV
Rated voltage for surge voltage class pollution degree II/2	400 V	Rated impulse voltage for surge voltage classpollution degree II/2	4 kV

CSA rating data

Institute (CSA)		Rated voltage (Use group B)	300 V
Rated current (use group B)	15 A	Rated voltage (use group D)	300 V
Rated current (use group D)	10 A		

UL 1059 rating data

Institute (UR)		Rated voltage (use group B)	300 V
Rated current (use group B)	15 A	Rated voltage (use group D)	300 V
Rated current (use group D)	10 A		

**OMNIMATE Signal - series BL/SL 5.08
SL-SMT 5.08/14/180 3.2SN BK BX**

Weidmüller Interface GmbH & Co. KG
Klingenbergstraße 16
D-32758 Detmold
Germany
Fon: +49 5231 14-0
Fax: +49 5231 14-292083
www.weidmueller.com

Technische Daten

Classifications

ETIM 3.0	EC001284	UNSPSC	30-21-18-10
eClass 5.1	27-26-07-04	eClass 6.2	27-26-07-04
eClass 7.1	27-44-04-02		

Notes

- Notes
- Gold-plated contact surfaces on request
 - Rated current related to rated cross-section & min. No. of poles.
 - Diameter of solder eyelet D = 1.4+0.1mm
 - Solder eyelet diameter D = 1.5 + 0.1 mm, from 9 poles
 - P on drawing = pitch
 - Rated data refer only to the component itself. Clearance and creepage distances to other components are to be designed in accordance with the relevant application standards.

Approvals

Approvals



ROHS	Conform
------	---------

**OMNIMATE Signal - series BL/SL 5.08
SL-SMT 5.08/14/180 3.2SN BK BX**

Weidmüller Interface GmbH & Co. KG
Klingenbergstraße 16
D-32758 Detmold
Germany
Fon: +49 5231 14-0
Fax: +49 5231 14-292083
www.weidmueller.com

Zeichnungen