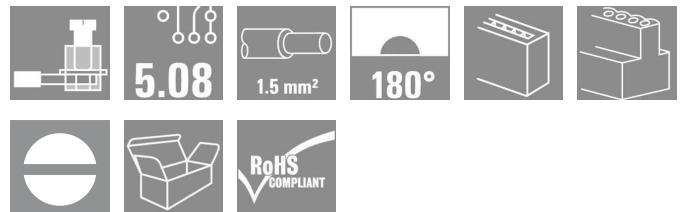


## OMNIMATE Signal - series BL/SL 5.08 SLS 5.08/02/180 SN OR BX

**Weidmüller Interface GmbH & Co. KG**  
 Klingenbergstraße 16  
 D-32758 Detmold  
 Germany  
 Fon: +49 5231 14-0  
 Fax: +49 5231 14-292083  
 www.weidmueller.com



Male plugs with clamping-yoke screw wire-connect system. The male plugs provide space for labelling and can be coded.

- 0.2 - 2.5 mm<sup>2</sup> (IEC) / 26 - 12 AWG (UL)
- 400 V (IEC) / 300 V (UL)
- 21.5 A (IEC) / 15 A (UL)

### General ordering data

Type	SLS 5.08/02/180 SN OR BX
Order No.	<a href="#">1627090000</a>
Version	PCB plug-in connector, male plug, 5.08 mm, No. of poles: 2, 180°, Clamping yoke connection, Clamping range, rated connection, max.: 3.31 mm <sup>2</sup> , Box
GTIN (EAN)	4008190199609
Qty.	100 pc(s).
Product data	IEC: 400 V / 21.5 A / 0.2 - 2.5 mm <sup>2</sup> UL: 300 V / 14 A / AWG 26 - AWG 12
Packaging	Box

## OMNIMATE Signal - series BL/SL 5.08 SLS 5.08/02/180 SN OR BX

**Weidmüller Interface GmbH & Co. KG**  
Klingenbergstraße 16  
D-32758 Detmold  
Germany  
Fon: +49 5231 14-0  
Fax: +49 5231 14-292083  
www.weidmueller.com

## Technische Daten

### Dimensions and weights

Net weight 3.28 g

### System parameters

Product family	OMNIMATE Signal - series BL/SL 5.08	Wire connection method	Clamping yoke connection
Conductor outlet direction	180°	Pitch in mm (P)	5.08 mm
Pitch in inches (P)	0.2 inch	No. of poles	2
Screwdriver blade	0.6 x 3.5	Screwdriver blade standard	DIN 5264-A
Tightening torque, min.	0.4 Nm	Tightening torque, max.	0.5 Nm
Clamping screw	M 2.5	Stripping length	7 mm
L1 in mm	5.08 mm	L1 in inches	0.2 inch
Touch-safe protection acc. to DIN VDE 57 106	Finger-safe plugged/ back-of-hand-safe unplugged		

### Material data

Insulating material	PBT	Colour	Orange
Colour chart (similar)	RAL 2000	CTI	≥ 200
Contact surface	tinned		

### Connectable conductors

Clamping range, rated connection, min.	0.13 mm <sup>2</sup>	Clamping range, rated connection, max.	3.31 mm <sup>2</sup>
Wire connection cross section AWG, min.	AWG 26	Wire connection cross section AWG, max.	AWG 12
Solid, min. H05(07) V-U	0.2 mm <sup>2</sup>	Solid, max. H05(07) V-U	2.5 mm <sup>2</sup>
Flexible, min. H05(07) V-K	0.2 mm <sup>2</sup>	Flexible, max. H05(07) V-K	2.5 mm <sup>2</sup>
w. wire end ferrule, DIN 46228 pt 1, min.	0.2 mm <sup>2</sup>	w. wire end ferrule, DIN 46228 pt 1, max.	2.5 mm <sup>2</sup>
w. plastic collar ferrule, DIN 46228 pt 4, min.	0.2 mm <sup>2</sup>	w. plastic collar ferrule, DIN 46228 pt 4, max.	2.5 mm <sup>2</sup>
Plug gauge acc. to EN 60999 a x b; Ø	2.8 mm x 2.0 mm; 2.4 mm		

### DIN IEC rating data

Rated current, min. no. of poles (Tu=20°C)	21.5 A	Rated current, max. no. of poles (Tu=20°C)	16 A
Rated current, number of poles (Tu=40°C), min	18 A	Rated current, number of poles (Tu=40°C), max.	14 A
Rated voltage for surge voltage class pollution degree II/2	400 V	Rated voltage for surge voltage class pollution degree III/2	320 V
Rated voltage for surge voltage class pollution degree III/3	250 V	Rated impulse voltage for surge voltage class pollution degree II/2	4 kV
Rated impulse voltage for surge voltage class pollution degree III/2	4 kV	Rated impulse voltage for surge voltage class contamination degree III/3	4 kV
Short-time withstand current resistance	3 x 1s with 120 A		

**Datenblatt**

**OMNIMATE Signal - series BL/SL 5.08  
SLS 5.08/02/180 SN OR BX**

**Weidmüller Interface GmbH & Co. KG**  
Klingenbergstraße 16  
D-32758 Detmold  
Germany  
Fon: +49 5231 14-0  
Fax: +49 5231 14-292083  
www.weidmueller.com

**Technische Daten**

**CSA rating data**

Institute (CSA)



Rated voltage (Use group B)

300 V

Rated current (use group B)	15 A
Rated current (use group D)	10 A
Wire cross-section, AWG, max.	AWG 12

Rated voltage (use group D)	300 V
Wire cross-section, AWG, min.	AWG 26

**UL 1059 rating data**

Institute (UR)



Rated voltage (use group B)

300 V

Rated current (use group B)	14 A
Rated current (use group D)	10 A
Wire cross-section, AWG, max.	AWG 12

Rated voltage (use group D)	300 V
Wire cross-section, AWG, min.	AWG 26

**Classifications**

ETIM 3.0	EC001284	UNSPSC	30-21-18-10
eClass 5.1	27-26-07-04	eClass 6.2	27-26-07-04
eClass 7.1	27-44-04-02		

**Notes**

Notes

- Additional colours on request
- Rated current related to rated cross-section & min. No. of poles.
- Wire end ferrule without plastic collar to DIN 46228/1
- Wire end ferrule with plastic collar to DIN 46228/4
- P on drawing = pitch
- Rated data refer only to the component itself. Clearance and creepage distances to other components are to be designed in accordance with the relevant application standards.

**Approvals**

Approvals



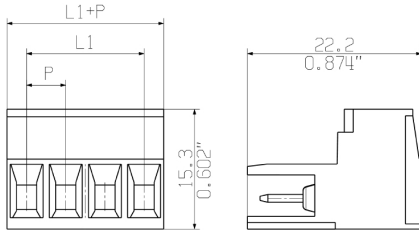
ROHS

Conform

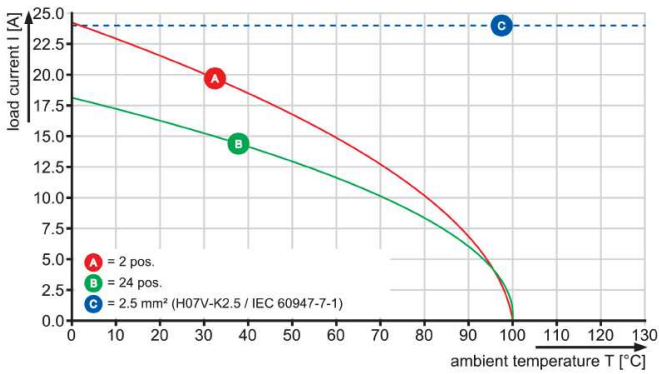
**OMNIMATE Signal - series BL/SL 5.08  
SLS 5.08/02/180 SN OR BX**

**Weidmüller Interface GmbH & Co. KG**  
Klingenbergstraße 16  
D-32758 Detmold  
Germany  
Fon: +49 5231 14-0  
Fax: +49 5231 14-292083  
www.weidmueller.com

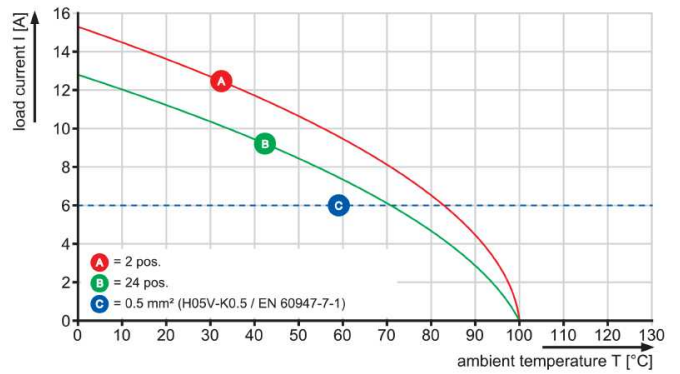
**Zeichnungen**



**BLZP 5.08/./180 - SLS 5.08/./180**



**BLZP 5.08/./180 - SLS 5.08/./180**



**BLL 5.08/./180 - SLS 5.08/./180**

