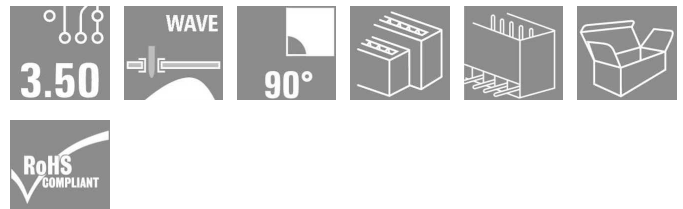



OMNIMATE Signal - series BL/SL 3.50 SLD 3.50/20/90G 3.2SN OR BX

Weidmüller Interface GmbH & Co. KG
 Klingenbergstraße 16
 D-32758 Detmold
 Germany
 Fon: +49 5231 14-0
 Fax: +49 5231 14-292083
 www.weidmueller.com



Two-tier male connector for wave soldering, with 3.50 mm pitch. The male connector is available in open, closed and flange versions. The male connectors provide space for labelling and can be coded. Packed in cardboard box.

- 250 V (IEC) / 300 V (UL)
- 10.5 A (IEC) / 8 A (UL)

General ordering data

Type	SLD 3.50/20/90G 3.2SN OR BX
Order No.	1633660000
Version	PCB plug-in connector, male header, closed side, Solder connection, 3.50 mm, No. of poles: 20, 90°, Solder pin length (l): 3.2 mm, tinned, Orange, Box
GTIN (EAN)	4008190258115
Qty.	20 pc(s).
Product data	IEC: 200 V / 10.5 A UL: 300 V / 8 A
Packaging	Box

OMNIMATE Signal - series BL/SL 3.50 SLD 3.50/20/90G 3.2SN OR BX

Weidmüller Interface GmbH & Co. KG
Klingenbergstraße 16
D-32758 Detmold
Germany
Fon: +49 5231 14-0
Fax: +49 5231 14-292083
www.weidmueller.com

Technische Daten

Dimensions and weights

Net weight 13.2 g

System parameters

Product family	OMNIMATE Signal - series BL/SL 3.50	Mounting onto the PCB	Solder connection
Outgoing elbow	90°	Pitch in mm (P)	3.5 mm
Pitch in inches (P)	0.138 inch	No. of poles	20
Solder pin length (l)	3.2 mm	Pin dimensions	d = 1.2 mm, Octagonal
Can be coded	Yes	Number of solder pins per pole	1
Solder eyelet hole diameter (D)	1.3 mm	Solder eyelet hole diameter tolerance (D)	+ 0.1 mm
L1 in mm	31.5 mm	L1 in inches	1.24 inch
Insulation resistance	10 ³ Ω	Touch-safe protection acc. to DIN VDE 0470	IP 10
Touch-safe protection acc. to DIN VDE 57 106	Safe from back-of-hand touch		


Material data

Insulating material	PBT	Colour	Orange
Insulating material group	IIIa	UL 94 flammability rating	V-0
CTI	≥ 200	Contact material	CuSn
Contact surface	tinned	Operating temperature, min.	-50 °C
Operating temperature, max.	100 °C	Temperature range, installation, min.	-30 °C
Temperature range, installation, max.	100 °C	Max. relative humidity during storage	80 %

DIN IEC rating data

Rated current, min. no. of poles (Tu=20°C)	10.5 A	Rated current, max. no. of poles (Tu=20°C)	8 A
Rated current, number of poles (Tu=40°C), min	9 A	Rated current, number of poles (Tu=40°C), max.	7 A
Rated voltage for surge voltage class pollution degree III/3	125 V	Rated impulse voltage for surge voltage class pollution degree III/3	2.5 kV
Rated voltage for surge voltage class pollution degree III/2	160 V	Rated impulse voltage for surge voltage class pollution degree III/2	2.5 kV
Rated voltage for surge voltage class pollution degree II/2	200 V	Rated impulse voltage for surge voltage class pollution degree II/2	2.5 kV
Short-time withstand current resistance	3 x 1s with 80 A		

CSA rating data

Institute (CSA)		Rated voltage (Use group B)	300 V
Rated current (use group B)	8 A	Rated voltage (use group D)	300 V
Rated current (use group D)	8 A		

Datenblatt

**OMNIMATE Signal - series BL/SL 3.50
SLD 3.50/20/90G 3.2SN OR BX**

Weidmüller Interface GmbH & Co. KG
Klingenbergstraße 16
D-32758 Detmold
Germany
Fon: +49 5231 14-0
Fax: +49 5231 14-292083
www.weidmueller.com

Technische Daten

UL 1059 rating data

Institute (UR)



Rated voltage (use group B)

300 V

Rated current (use group B)

8 A

Rated voltage (use group D)

300 V

Rated current (use group D)

8 A

Classifications

ETIM 3.0	EC001284	UNSPSC	30-21-18-10
eClass 5.1	27-26-07-04	eClass 6.2	27-26-07-04
eClass 7.1	27-44-04-02		

Notes

Notes

- Additional colours on request
- Gold-plated contact surfaces on request
- Rated current related to rated cross-section & min. No. of poles.
- P on drawing = pitch
- Rated data refer only to the component itself. Clearance and creepage distances to other components are to be designed in accordance with the relevant application standards.

Approvals

Approvals



ROHS

Conform

Downloads

CAD Library (P-CAD Format - ASCII) [SLD.zip](#)

CAD Library (P-CAD Format - Standard) [SLD.zip](#)

[3D Modell](#)

Datenblatt**OMNIMATE Signal - series BL/SL 3.50
SLD 3.50/20/90G 3.2SN OR BX**

Weidmüller Interface GmbH & Co. KG
Klingenbergstraße 16
D-32758 Detmold
Germany
Fon: +49 5231 14-0
Fax: +49 5231 14-292083
www.weidmueller.com

Zeichnungen