


## MICROSERIES MRZ 24Vdc 1CO 5uAu

**Weidmüller Interface GmbH & Co. KG**  
 Klingenbergstraße 16  
 D-32758 Detmold  
 Germany  
 Fon: +49 5231 14-0  
 Fax: +49 5231 14-292083  
 www.weidmueller.com



Relays of the MICROSERIES are used for isolating and coupling digital signals.

They are characterised by the following features:

- modular width 6.1 mm
- Pluggable relay
- Pluggable cross-connection for four voltages in input and output circuits,
- innovative retention and ejection aid,
- LED operating indicator, reverse polarity protection diode, free-wheeling diode

### General ordering data

Type	MRZ 24Vdc 1CO 5uAu
Order No.	<a href="#">8596080000</a>
Version	MICROSERIES, Relays, No. of contacts: 1, CO contact, AgNi 5µm Au, Rated control voltage: 24 V DC ±20 %, Continuous current: 6 A, Tension clamp connection
GTIN (EAN)	4032248254972
Qty.	10 pc(s).

## MICROSERIES MRZ 24Vdc 1CO 5uAu

**Weidmüller Interface GmbH & Co. KG**  
Klingenbergstraße 16  
D-32758 Detmold  
Germany  
Fon: +49 5231 14-0  
Fax: +49 5231 14-292083  
www.weidmueller.com

## Technische Daten

### Dimensions and weights

Length	94 mm	Width	6.1 mm
Height	94 mm	Depth	94 mm
Net weight	31.27 g		

### Temperatures

Humidity	40 °C / 93 % rel. humidity, no condensation	Operating temperature	-25 °C...+55 °C
Storage temperature	-40 °C...+60 °C		

### Input

Coil resistance		Protective circuit	Integrated free-wheel diode, Reverse polarity protection
Pull-inrop-out current, typ.	4 mA / 1.2 mA DC	Rated control voltage	24 V DC ±20 %
Rated current DC	6.6 mA	Power rating	160 mW
Pull-inrop-out voltage, typ.	16.9 V / 6.5 V DC	Status indicator	Green LED

### Output

Rated switching voltage	250 V AC	Max. switching voltage, AC	250 V
Max. switching voltage, DC	250 V	Continuous current	6 A
Inrush current	6 A	Schaltleistung AC (ohmsch), max.	1500 VA @ 250 V
Schaltleistung DC (ohmsch), max.	144 W @ 24 V	Switch-on delay	6.6 ms
Switch-off delay	5.8 ms	Min. switching power	1 V / 1 mA
Max. switching frequency at rated load	0.1 Hz		

### Contact data

No. of contacts	1	Contact design	CO contact
Contact material	AgNi 5µm Au	Mechanical service life	20 x 10 <sup>6</sup> switching cycles

### General data

Wire connection method	Tension clamp connection	Humidity	40 °C / 93 % rel. humidity, no condensation
------------------------	--------------------------	----------	--

### Insulation coordination

Creepage and clearance distance input – output	≥ 5.5 mm	Rated voltage	300 V
Dielectric strength to mounting rail	4 kV <sub>eff</sub> / 1 min.	Impulse withstand voltage	4 kV (1.2/50 µs)
Protection degree	IP 20	Pollution severity	2
Surge voltage category	III		

### Other technical data

Version	Relay coupler	Protective circuit	Integrated free-wheel diode, Reverse polarity protection
Status indicator	Green LED		

**Datenblatt**

**MICROSERIES  
MRZ 24Vdc 1CO 5uAu**

**Weidmüller Interface GmbH & Co. KG**  
Klingenbergstraße 16  
D-32758 Detmold  
Germany  
Fon: +49 5231 14-0  
Fax: +49 5231 14-292083  
www.weidmueller.com

**Technische Daten**

**Further details of approvals / standards**

Certificate no. (cULus)	E141197	Standards	DIN EN 50178
-------------------------	---------	-----------	--------------

**Connection data**

Clamping range, rated connection	1.5 mm <sup>2</sup>	Clamping range, rated connection, max.	2.5 mm <sup>2</sup>
Clamping range, rated connection, min.	0.5 mm <sup>2</sup>	Wire connection method	Tension clamp connection

**Classifications**

ETIM 3.0	EC001437	UNSPSC	30-21-19-17
eClass 5.1	27-37-16-01	eClass 6.2	27-37-16-01
eClass 7.1	27-37-16-01		

**Product information**

Descriptive text ordering data	Allows safe connection of loads of 100 - 60 V AC/DC and 1 - 300 mA. Connecting higher loads may damage the gold plating.
Descriptive text technical data	Cross-connectors and markers - refer to MICROSERIES accessories

**Approvals**

Approvals



ROHS	Conform
------	---------

**Downloads**

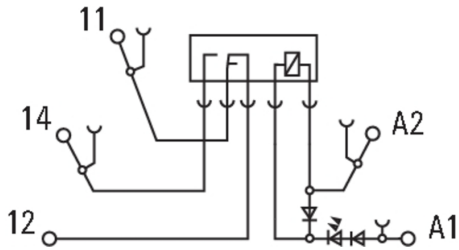
Declaration of Conformity	<a href="#">K205_09_09.pdf</a>
	<a href="#">3D Modell</a>

**MICROSERIES  
MRZ 24Vdc 1CO 5uAu**

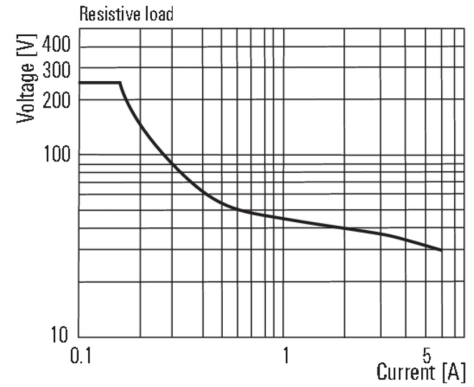
**Weidmüller Interface GmbH & Co. KG**  
 Klingenbergstraße 16  
 D-32758 Detmold  
 Germany  
 Fon: +49 5231 14-0  
 Fax: +49 5231 14-292083  
 www.weidmueller.com

**Zeichnungen**

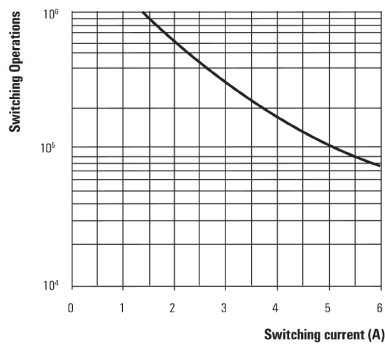
**Electric symbol**



**DC load breaking capacity**



**Electrical endurance**  
230 V AC resistive load



**Derating curve**

