

ACT20M ACT20M-AI-AO-E-S

Weidmüller Interface GmbH & Co. KG
 Klingenbergstraße 16
 D-32758 Detmold
 Germany
 Fon: +49 5231 14-0
 Fax: +49 5231 14-292083
 www.weidmueller.com



Configurable ACT20M AI-AO U/I DC converter/supply isolator and ACT20M-AI-2AO signal multiplier: with 6.1 mm width and external power supply for transmitting and isolating analogue DC current and voltage signals.

The universal input and output parameters can be configured as required using the DIP switches. The input/output channel(s) and power supply have 2.5 kV of electrical isolation.

The universal ACT20M-AI-AO-S supply isolator can feed power directly from the input loop signal to passive sensors. ACT20M-AI-2AO-S with 4-way isolation is designed as a signal splitter. The input signal is doubled on the output side. It can be transmitted simultaneously to a controller and an external display.

High precision of < 0.05% of measurement range, wide temperature range of -25°C (0°C)...+70°C and international approvals (cULus, ATEX Zone2, FM Div2, GL, DNV) mean the device can be used in many applications around the world.

The power supply can be easily and quickly installed using the CH20M DIN rail bus. The power can be supplied using any ACT20M module (up to 20 devices) or a separate ACT20 supply module (up to 200 devices).

General ordering data

Type	ACT20M-AI-AO-E-S
Order No.	1176010000
Version	ACT20M, Signal converter/disconnector, Screw connection
GTIN (EAN)	4032248970094
Qty.	1 pc(s).

ACT20M ACT20M-AI-AO-E-S

Weidmüller Interface GmbH & Co. KG
 Klingenbergstraße 16
 D-32758 Detmold
 Germany
 Fon: +49 5231 14-0
 Fax: +49 5231 14-292083
 www.weidmueller.com

Technische Daten

Dimensions and weights

Width	6.1 mm	Height	112.5 mm
Depth	114.3 mm	Net weight	80 g

Temperatures

Humidity	40 °C / 93 % rel. humidity, no condensation	Operating temperature	0 °C...+70 °C
Ambient temperature	-25 °C...+70 °C	Storage temperature	-40 °C...+85 °C

Probability of failure

MTBF	249 Years
------	-----------

Input

Supply voltage	24 V DC \pm 30 %	Voltage drop, current input	<1,5 V
Input frequency	100 Hz	Input current	0...20 mA, 4...20mA
Input resistance, voltage	>500 k Ω	Voltage drop	<1,5 V
Input voltage	0(2)...10 V, 0(1)...5 V		

Output

Cut-off frequency (-3 dB)	100 Hz	load impedance voltage	\geq 10 k Ω
Number of outputs	1	load impedance current	\leq 600 Ω , @ max 23mA
Output voltage, note	adjustable, 0(2)...10 V, 0(1)...5 V	Output current	adjustable, 0...20 mA, 4...20 mA

General data

Accuracy	< 0.2 % of measuring range	Configuration	DIP switch
Galvanic isolation	3-way isolator	Mounting rail	TS 35
Power consumption, max.	1.2 W	Power consumption, typ.	400 mW
Step response time	\leq 7 ms	Supply voltage	24 V DC \pm 30 %
Temperature coefficient	\leq 0.015 % / °C	Type of connection	Screw connection

Insulation coordination

EMC standards	EN 61326-1	Galvanic isolation	3-way isolator
Insulation voltage	2.5 kV _{eff}	Pollution severity	2
Rated voltage	300 V _{eff}	Standards	DIN EN 61010-1, DIN EN 60079, DIN EN 61326-1
Surge voltage category	II		

Classifications

ETIM 3.0	EC002479	eClass 6.2	27-21-01-20
eClass 7.1	27-21-01-20		

Product information

Descriptive text technical data	Power supply optionally over the DIN mounting rail CH20M
Descriptive text accessories	DIN mounting rail, see Accessories

Datenblatt**ACT20M**
ACT20M-AI-AO-E-S**Weidmüller Interface GmbH & Co. KG**
Klingenbergstraße 16
D-32758 Detmold
Germany
Fon: +49 5231 14-0
Fax: +49 5231 14-292083
www.weidmueller.com**Technische Daten****Approvals**

Approvals



ROHS

Conform

Downloads

Package insert	instruction sheet.pdf
Software	DIP switch configuration tool
Declaration of Conformity	Declaration of Conformity.pdf


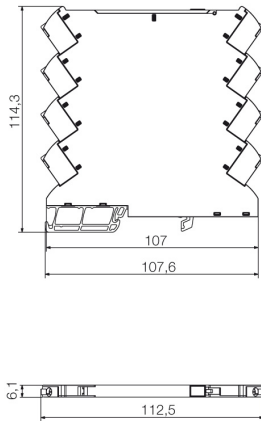
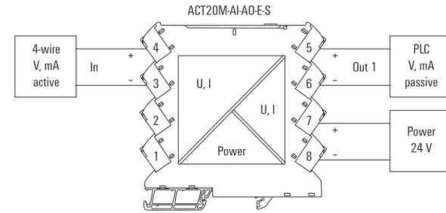
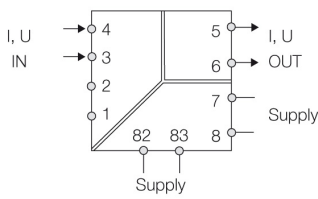
Datenblatt

**ACT20M
ACT20M-AI-AO-E-S**

Weidmüller Interface GmbH & Co. KG
 Klingenbergstraße 16
 D-32758 Detmold
 Germany
 Fon: +49 5231 14-0
 Fax: +49 5231 14-292083
 www.weidmueller.com

Zeichnungen

Electric symbol



Power supply via the rail bus