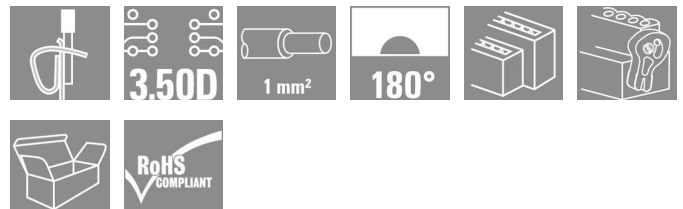


OMNIMATE Signal - series B2L/S2L 3.50 - 2-row B2L 3.50/24/180LH SN BK BX

Weidmüller Interface GmbH & Co. KG
 Klingenbergstraße 16
 D-32758 Detmold
 Germany
 Fon: +49 5231 14-0
 Fax: +49 5231 14-292083
 www.weidmueller.com



Female connectors with tension clamp connection system enable quick and simple wiring. These female header can be mounted side by side and therefore have a high connection density. The release lever simplifies the separation of the connection in confined spaces. The socket blocks provide space for labelling and can be coded.

- 0.20 - 1.0mm² (IEC) / 28 - 18 AWG (UL)
- 80 V (IEC) / 150 V (UL)
- 10 A (IEC) / 10 A (UL)

General ordering data

Type	B2L 3.50/24/180LH SN BK BX
Order No.	1748580000
Version	PCB plug-in connector, female plug, 3.50 mm, No. of poles: 24, 180°, Tension clamp connection, Clamping range, rated connection, max.: 1 mm ² , Box
GTIN (EAN)	4032248038299
Qty.	20 pc(s).
Product data	IEC: 250 V / 10.3 A / 0.2 - 1 mm ² UL: 300 V / 10 A / AWG 28 - AWG 16
Packaging	Box

OMNIMATE Signal - series B2L/S2L 3.50 - 2-row B2L 3.50/24/180LH SN BK BX

Weidmüller Interface GmbH & Co. KG
Klingenbergstraße 16
D-32758 Detmold
Germany
Fon: +49 5231 14-0
Fax: +49 5231 14-292083
www.weidmueller.com

Technische Daten

Dimensions and weights

Net weight 14.4 g

System parameters

Product family	OMNIMATE Signal - series B2L/S2L 3.50 - 2-row	Wire connection method	Tension clamp connection
Conductor outlet direction	180°	Pitch in mm (P)	3.5 mm
Pitch in inches (P)	0.138 inch	No. of poles	24
Stripping length	7 mm	L1 in mm	38.5 mm
L1 in inches	1.516 inch	Touch-safe protection acc. to DIN VDE 0470	IP 20
Touch-safe protection acc. to DIN VDE 57 106	Safe from finger touch		

Material data

Insulating material	PBT	Colour	Black
Colour chart (similar)	RAL 9011	UL 94 flammability rating	V-0
Contact material	Cu-Leg	Contact surface	tinned
Operating temperature, min.	-50 °C	Operating temperature, max.	100 °C
Temperature range, installation, min.	-30 °C	Temperature range, installation, max.	100 °C


Connectable conductors

Clamping range, rated connection, min.	0.08 mm ²	Clamping range, rated connection, max.	1 mm ²
Wire connection cross section AWG, min.	AWG 28	Wire connection cross section AWG, max.	AWG 18
Solid, min. H05(07) V-U	0.2 mm ²	Solid, max. H05(07) V-U	1 mm ²
Flexible, min. H05(07) V-K	0.2 mm ²	Flexible, max. H05(07) V-K	1 mm ²
w. wire end ferrule, DIN 46228 pt 1, min.	0.13 mm ²	w. wire end ferrule, DIN 46228 pt 1, max.	0.34 mm ²
w. plastic collar ferrule, DIN 46228 pt 4, min.	0.13 mm ²	w. plastic collar ferrule, DIN 46228 pt 4, max.	0.34 mm ²

DIN IEC rating data

Rated current, min. no. of poles (Tu=20°C)	10.3 A	Rated current, max. no. of poles (Tu=20°C)	8.7 A
Rated current, number of poles (Tu=40°C), min	8.9 A	Rated current, number of poles (Tu=40°C), max.	7.4 A
Rated voltage for surge voltage class pollution degree II/2	250 V	Rated voltage for surge voltage class pollution degree III/2	160 V
Rated voltage for surge voltage class pollution degree III/3	80 V	Rated impulse voltage for surge voltage class pollution degree II/2	2.5 kV
Rated impulse voltage for surge voltage class pollution degree III/2	2.5 kV	Rated impulse voltage for surge voltage class contamination degree III/3	2.5 kV
Short-time withstand current resistance	3 x 1s with 77 A		

CSA rating data

Institute (CSA)		Rated voltage (Use group B)	300 V
Rated current (use group B)	5 A	Wire cross-section, AWG, min.	AWG 28
Wire cross-section, AWG, max.	AWG 18		

Erstellungs-Datum January 31, 2014 2:00:26 PM CET

OMNIMATE Signal - series B2L/S2L 3.50 - 2-row B2L 3.50/24/180LH SN BK BX

Weidmüller Interface GmbH & Co. KG
 Klingenbergstraße 16
 D-32758 Detmold
 Germany
 Fon: +49 5231 14-0
 Fax: +49 5231 14-292083
 www.weidmueller.com

Technische Daten

UL 1059 rating data

Institute (UR)



Rated voltage (use group B)

300 V

Rated current (use group B) 10 A

Rated voltage (use group C) 50 V

Rated current (use group C) 10 A

Wire cross-section, AWG, min. AWG 28

Wire cross-section, AWG, max. AWG 16

Classifications

UNSPSC	30-21-18-10	eClass 5.1	27-26-07-01
eClass 6.2	27-26-07-04	eClass 7.1	27-44-04-02

Notes

Notes

- Additional colours on request
- Gold-plated contact surfaces on request
- Rated current related to rated cross-section & min. No. of poles.
- Wire end ferrule with plastic collar to DIN 46228/4
- Wire end ferrule without plastic collar to DIN 46228/1
- P on drawing = pitch
- Crimp shape A for wire-end ferrules with crimping tools PZ 1,5 (order no. 9005990000) or PZ 6/5 (order no. 9011460000) for larger wire cross-sections recommended.
- Rated data refer only to the component itself. Clearance and creepage distances to other components are to be designed in accordance with the relevant application standards.

Approvals

Approvals



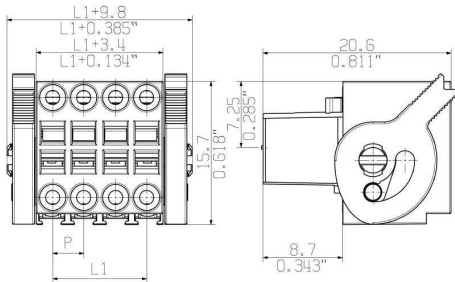
ROHS

Conform

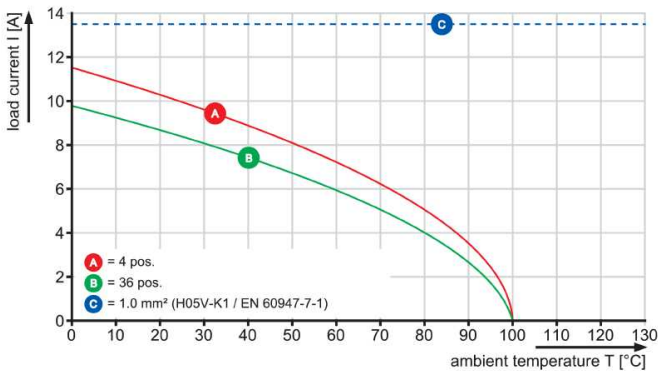
**OMNIMATE Signal - series B2L/S2L 3.50 - 2-row
B2L 3.50/24/180LH SN BK BX**

Weidmüller Interface GmbH & Co. KG
Klingenbergstraße 16
D-32758 Detmold
Germany
Fon: +49 5231 14-0
Fax: +49 5231 14-292083
www.weidmueller.com

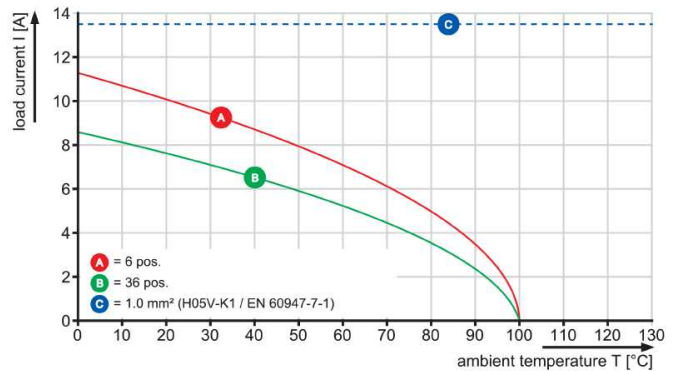
Zeichnungen



B2L 3.50/./180 - S2L-SMT 3.50/./90



B2L 3.50/./180 - S2L 3.50/./90



B2L 3.50/./180 - S2LD-THR 3.50/./90

