

PCB headers series 8113 / 8213

pitch 5.00 / 5.08 mm

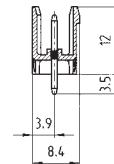
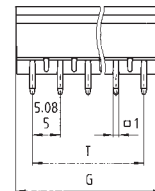
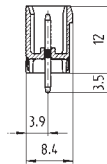
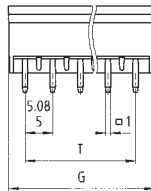
IEC	250 V 4kV cat.3	12 A
	400 V 4kV cat.2	
	1000 V 4kV cat.1	
UL	300 V	15 A
CSA	300 V	15 A

Solder Pin 1.0 x 1.0 mm
Drill Hole 1.4 mm



See Technical Data section for screw material options

Approvals:



series 8113 S G/GOF pitch 5.00 mm

Box Qty	G	T	Pole
100	10.16	5	2
100	15.24	10	3
50	20.32	15	4
50	25.40	20	5
50	30.48	25	6
50	35.56	30	7
50	40.64	35	8
50	45.72	40	9
50	50.80	45	10
50	55.88	50	11
50	60.96	55	12
50	66.04	60	13
50	71.12	65	14
50	76.20	70	15
50	81.28	75	16

unmarked closed version

Part Number	Part Number
25.330.3253.0	
25.330.3353.0	
25.330.3453.0	
25.330.3553.0	
25.330.3653.0	
25.330.3753.0	
25.330.3853.0	
25.330.3953.0	
25.330.4053.0	
25.330.4153.0	
25.330.4253.0	
25.330.4353.0	
25.330.4453.0	
25.330.4553.0	
25.330.4653.0	

unmarked open version

Part Number	Part Number
99.202.9996.0	
99.203.9996.0	
99.204.9996.0	
99.205.9996.0	
99.206.9996.0	
99.207.9996.0	
99.208.9996.0	
99.209.9996.0	
99.210.9996.0	
99.211.9996.0	
99.212.9996.0	
99.213.9996.0	
99.214.9996.0	
99.215.9996.0	
99.216.9996.0	

series 8213 S G/GOF pitch 5.08 mm

Box Qty	G	T	Pole
100	11.56	5.08	2
100	16.64	10.16	3
50	21.72	15.24	4
50	26.80	20.32	5
50	31.88	25.40	6
50	36.96	30.48	7
50	42.04	35.56	8
50	47.12	40.64	9
50	52.20	45.72	10
50	57.28	50.80	11
50	62.36	55.88	12
50	67.44	60.96	13
50	72.52	66.04	14
50	77.60	71.12	15
50	82.68	76.20	16

unmarked closed version

Part Number	Part Number
25.350.3253.0	
25.350.3353.0	
25.350.3453.0	
25.350.3553.0	
25.350.3653.0	
25.350.3753.0	
25.350.3853.0	
25.350.3953.0	
25.350.4053.0	
25.350.4153.0	
25.350.4253.0	
25.350.4353.0	
25.350.4453.0	
25.350.4553.0	
25.350.4653.0	

unmarked open version

Part Number	Part Number
99.232.9996.1	
99.233.9996.1	
99.234.9996.1	
99.235.9996.1	
99.236.9996.1	
99.237.9996.1	
99.238.9996.1	
99.239.9996.1	
99.240.9996.1	
99.241.9996.1	
99.242.9996.1	
99.243.9996.1	
99.244.9996.1	
99.245.9996.1	
99.246.9996.1	

PCB headers series 8113 / 8213

pitch 5.00 / 5.08 mm

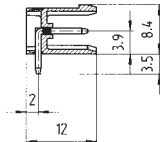
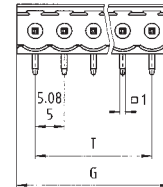
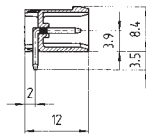
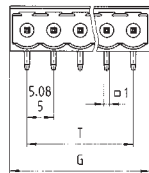
IEC	250 V 4kV cat.3	12 A
	400 V 4kV cat.2	
	1000 V 4kV cat.1	
UL	300 V	15 A
CSA	300 V	15 A

Solder Pin 1.0 x 1.0 mm
Drill Hole 1.4 mm



See Technical Data section for screw material options

Approvals:



series 8113 S W/WOF pitch 5.00 mm

Box Qty	G	T	Pole
100	11.40	5	2
100	16.40	10	3
50	21.40	15	4
50	26.40	20	5
50	31.40	25	6
50	36.40	30	7
50	41.40	35	8
50	46.40	40	9
50	51.40	45	10
50	56.40	50	11
50	61.40	55	12
50	66.40	60	13
50	71.40	65	14
50	76.40	70	15
50	81.40	75	16

unmarked closed version

Part Number	Part Number
25.332.3253.0	
25.332.3353.0	
25.332.3453.0	
25.332.3553.0	
25.332.3653.0	
25.332.3753.0	
25.332.3853.0	
25.332.3953.0	
25.332.4053.0	
25.332.4153.0	
25.332.4253.0	
25.332.4353.0	
25.332.4453.0	
25.332.4553.0	
25.332.4653.0	

unmarked open version

Part Number	Part Number
99.262.9996.0	
99.263.9996.0	
99.264.9996.0	
99.265.9996.0	
99.266.9996.0	
99.267.9996.0	
99.268.9996.0	
99.269.9996.0	
99.270.9996.0	
99.271.9996.0	
99.272.9996.0	
99.273.9996.0	
99.274.9996.0	
99.275.9996.0	
99.276.9996.0	

series 8213 S W/WOF pitch 5.08 mm

Box Qty	G	T	Pole
100	11.56	5.08	2
100	16.64	10.16	3
50	21.72	15.24	4
50	26.80	20.32	5
50	31.88	25.40	6
50	36.96	30.48	7
50	42.04	35.56	8
50	47.12	40.64	9
50	52.20	45.72	10
50	57.28	50.80	11
50	62.36	55.88	12
50	67.44	60.96	13
50	72.52	66.04	14
50	77.60	71.12	15
50	82.68	76.20	16

unmarked closed version

Part Number	Part Number
25.352.3253.0	
25.352.3353.0	
25.352.3453.0	
25.352.3553.0	
25.352.3653.0	
25.352.3753.0	
25.352.3853.0	
25.352.3953.0	
25.352.4053.0	
25.352.4153.0	
25.352.4253.0	
25.352.4353.0	
25.352.4453.0	
25.352.4553.0	
25.352.4653.0	

unmarked open version

Part Number	Part Number
99.202.9996.2	
99.203.9996.2	
99.204.9996.2	
99.205.9996.2	
99.206.9996.2	
99.207.9996.2	
99.208.9996.2	
99.209.9996.2	
99.210.9996.2	
99.211.9996.2	
99.212.9996.2	
99.213.9996.2	
99.214.9996.2	
99.215.9996.2	
99.216.9996.2	